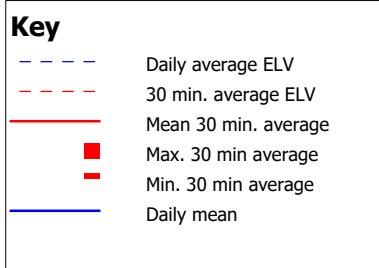
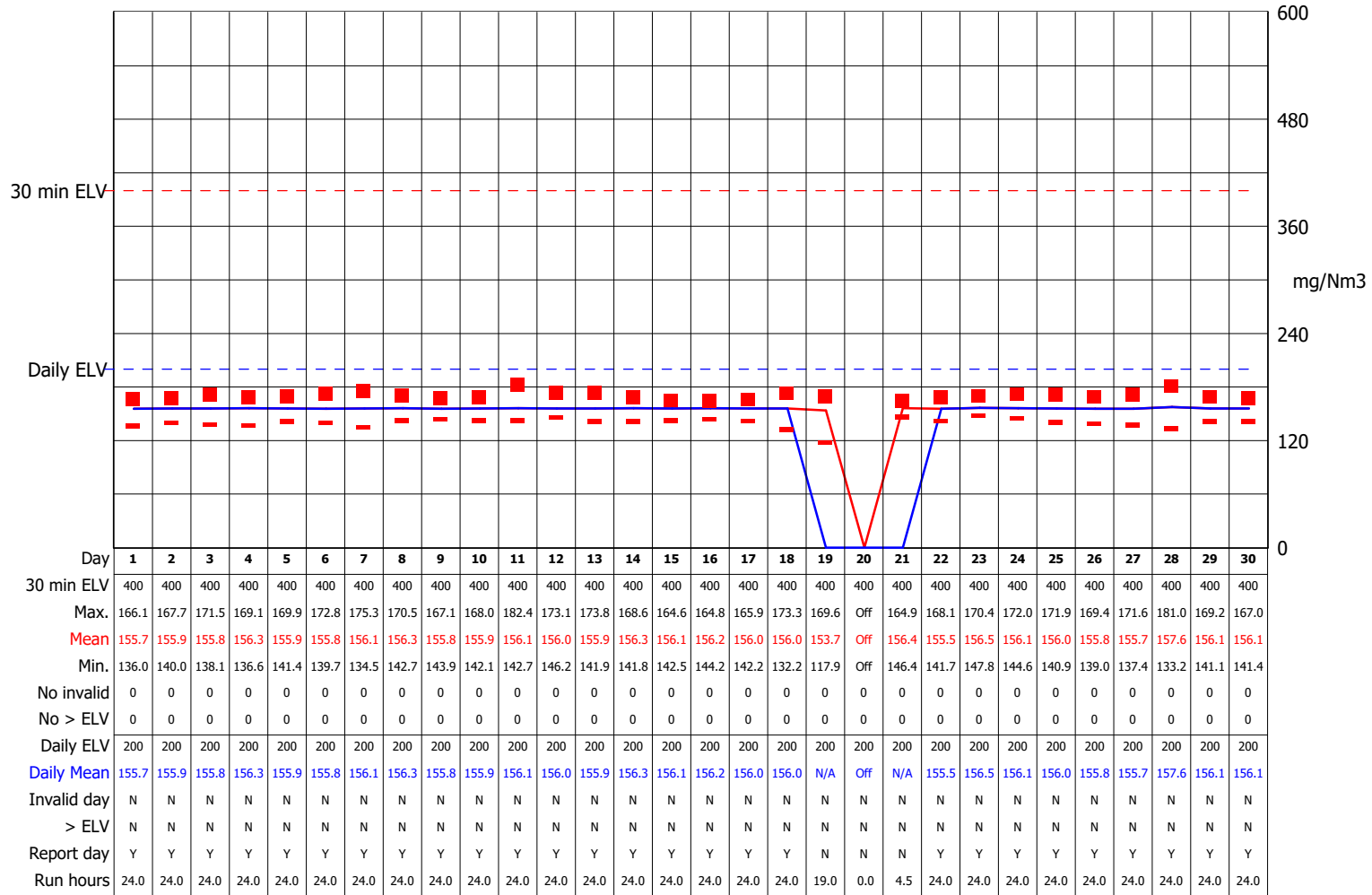


Reporting of Continuously Monitored Emissions to Air for NO_x, Emission Point Line 1 Rep. for Apr, 2022



97th Percentile = 168.0
No. of valid averages = 1343

Month summary	
30 min ELV	
Monthly max.	182.4
Monthly mean	156.0
Monthly min.	117.9
Total invalid	0
Sum > ELV	0
Daily ELV	
Monthly max	157.6
No. invalid days	0
No. > ELV	0
No. report days	27
Total run hours	671.5



Data is as processed without repairs.

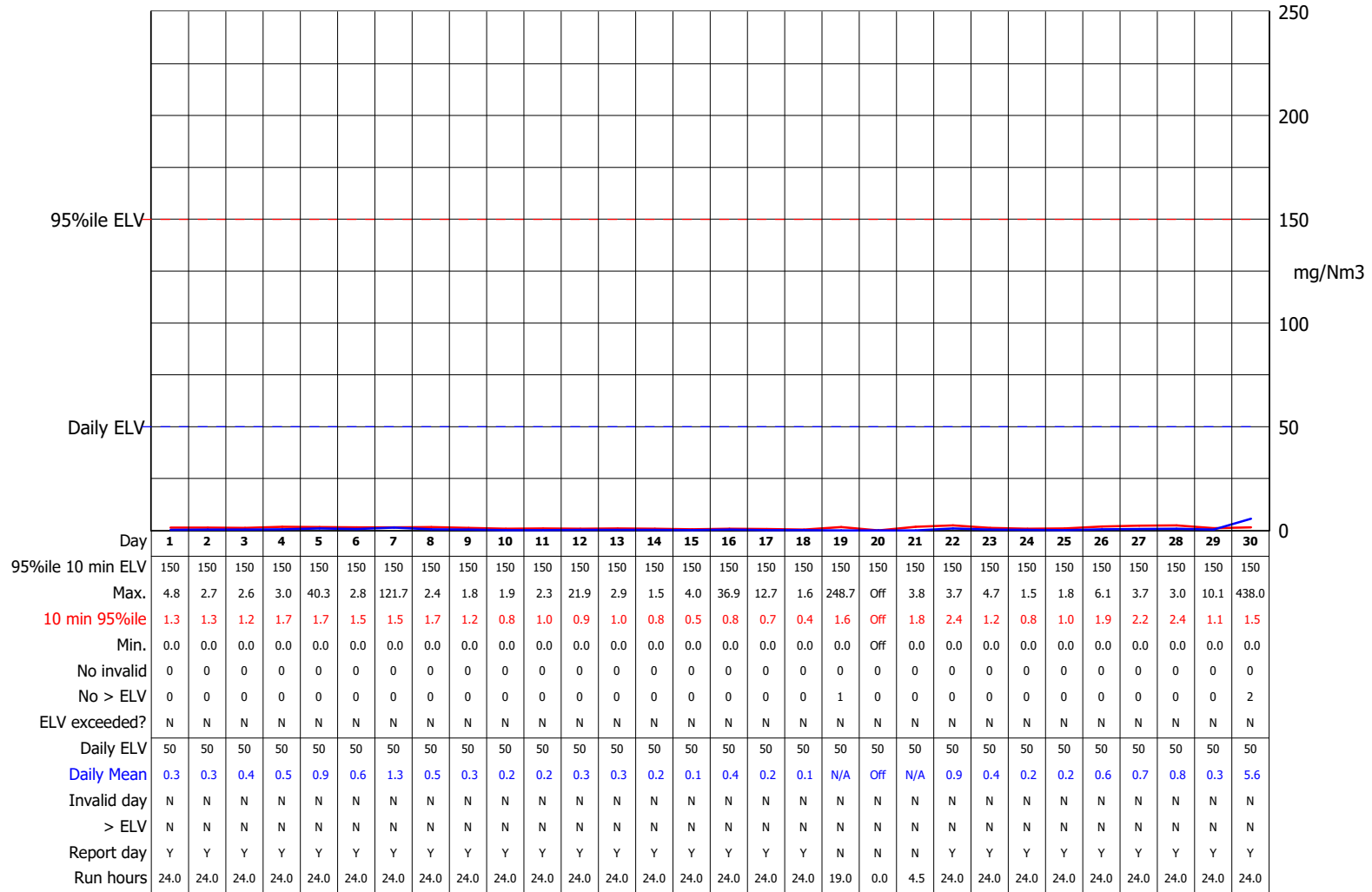
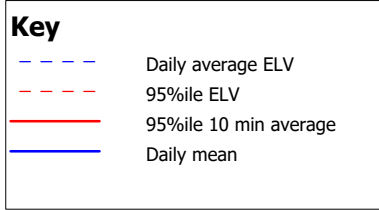
Signature _____

authorised to sign on behalf of the company

Date _____



Reporting of Continuously Monitored Emissions to Air for CO, Emission Point Line 1 Rep. for Apr, 2022



Month summary	
10 minute data	
Monthly max.	438.0
Monthly mean	0.7
Monthly min.	0.0
Total invalid	0
Sum > ELV	3
Total %ile exceed.	0
Daily ELV	
Monthly max	5.6
No. invalid days	0
No. > ELV	0
No. report days	27
Total run hours	671.5

Data is as processed without repairs.

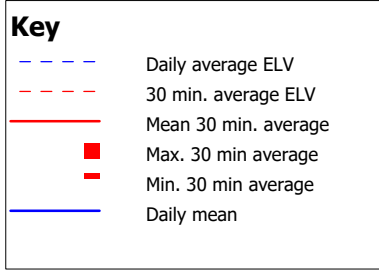
Signature _____

authorised to sign on behalf of the company

Date _____

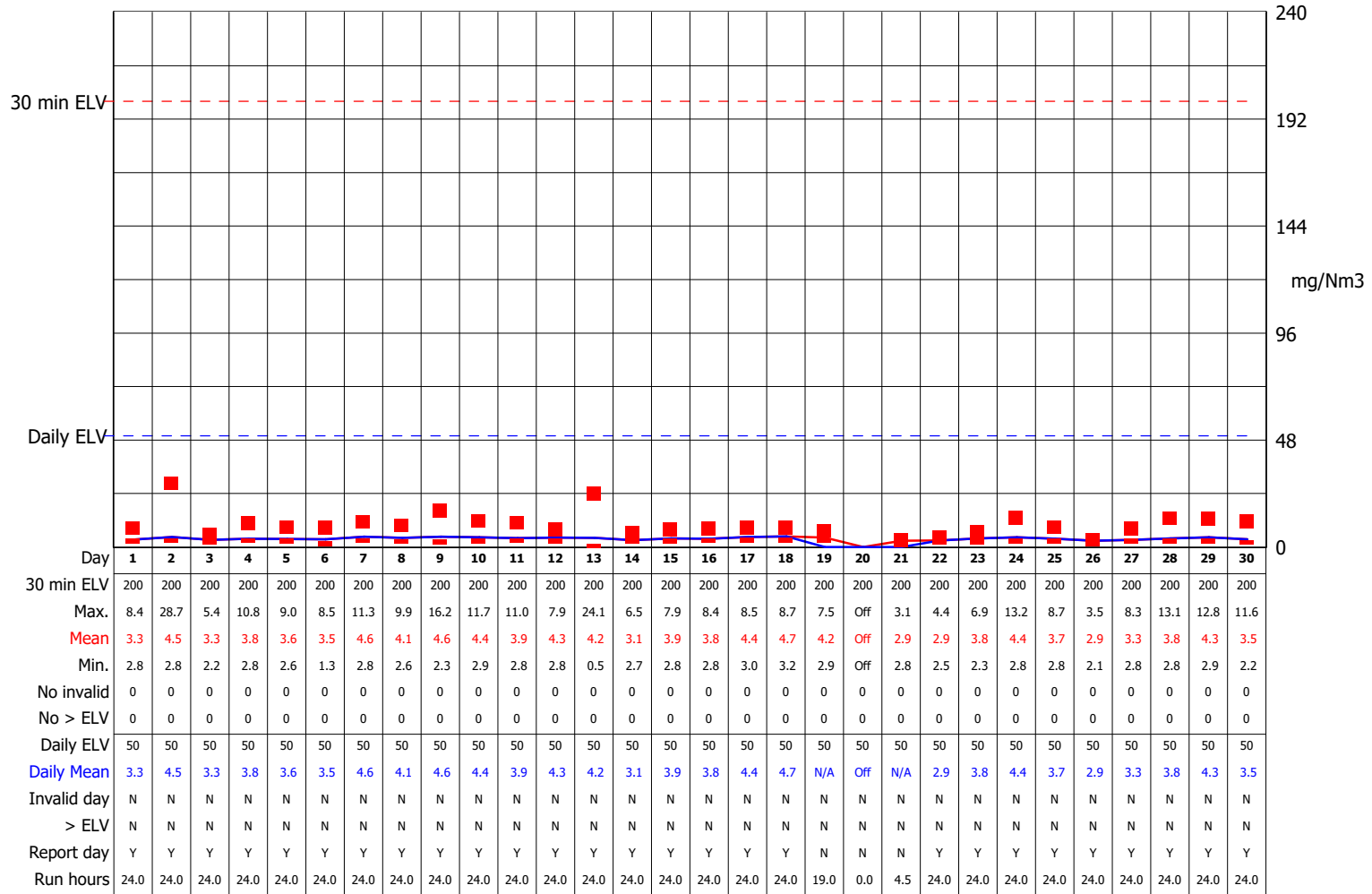


Reporting of Continuously Monitored Emissions to Air for SO₂, Emission Point Line 1 Rep. for Apr, 2022



97th Percentile = 8.4
No. of valid averages = 1343

Month summary	
30 min ELV	
Monthly max.	28.7
Monthly mean	3.9
Monthly min.	0.5
Total invalid	0
Sum > ELV	0
Daily ELV	
Monthly max	4.7
No. invalid days	0
No. > ELV	0
No. report days	27
Total run hours	671.5



Data is as processed without repairs.

Signature _____

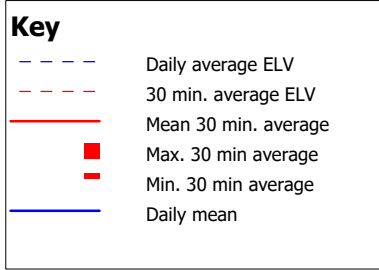
authorised to sign on behalf of the company

Date _____



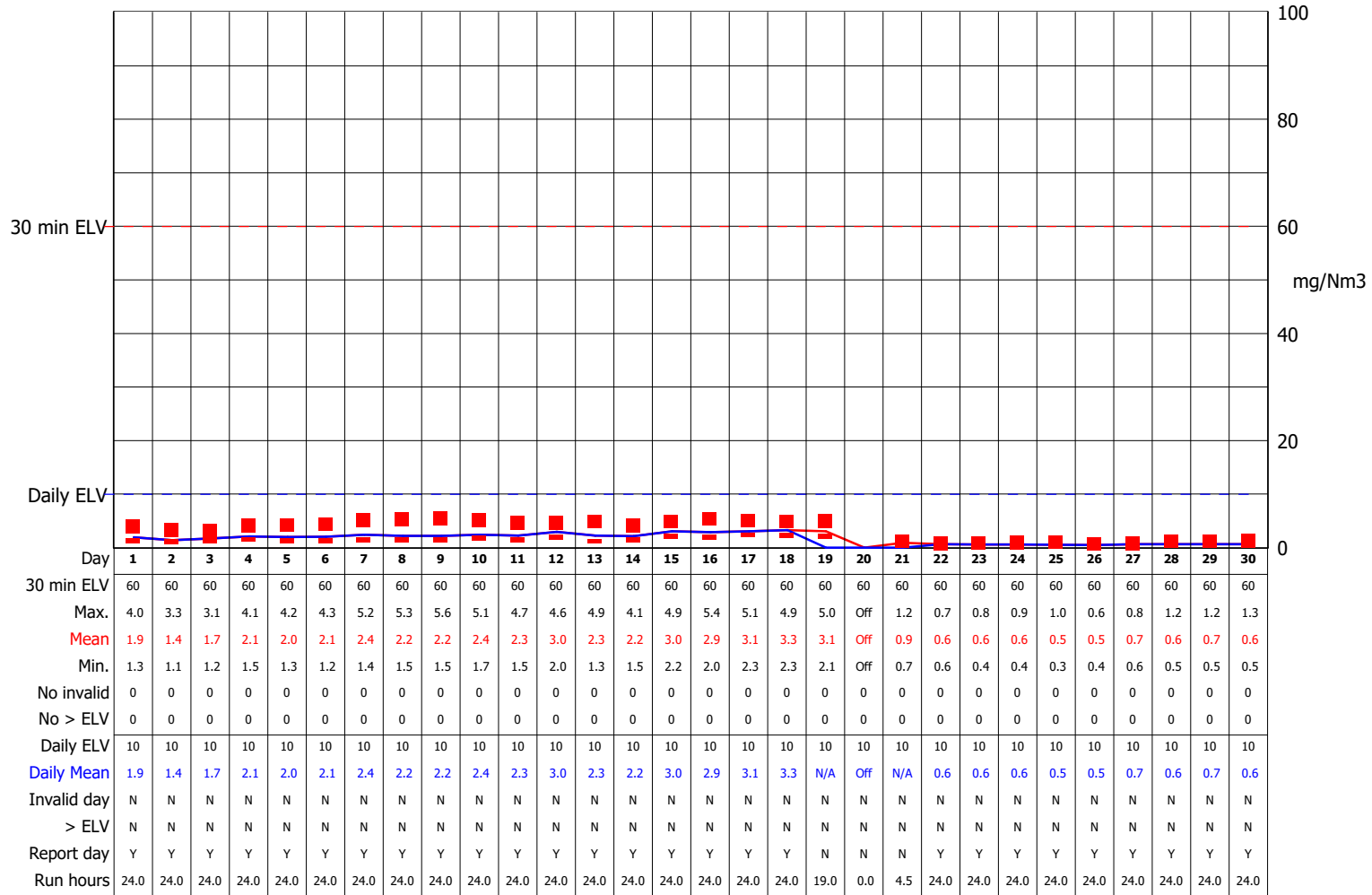
THE ENVIRONMENT AGENCY'S
MONITORING CERTIFICATION SCHEME
Certificate No: MCB00130/04

Reporting of Continuously Monitored Emissions to Air for HCL, Emission Point Line 1 Rep. for Apr, 2022



97th Percentile = 4.1
No. of valid averages = 1343

Month summary	
30 min ELV	
Monthly max.	5.6
Monthly mean	1.8
Monthly min.	0.3
Total invalid	0
Sum > ELV	0
Daily ELV	
Monthly max	3.3
No. invalid days	0
No. > ELV	0
No. report days	27
Total run hours	671.5



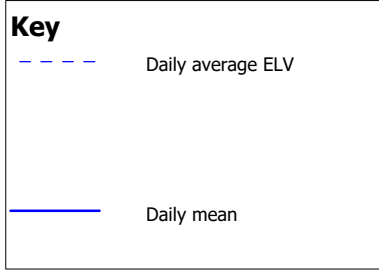
Data is as processed without repairs.

Signature _____

authorised to sign on behalf of the company

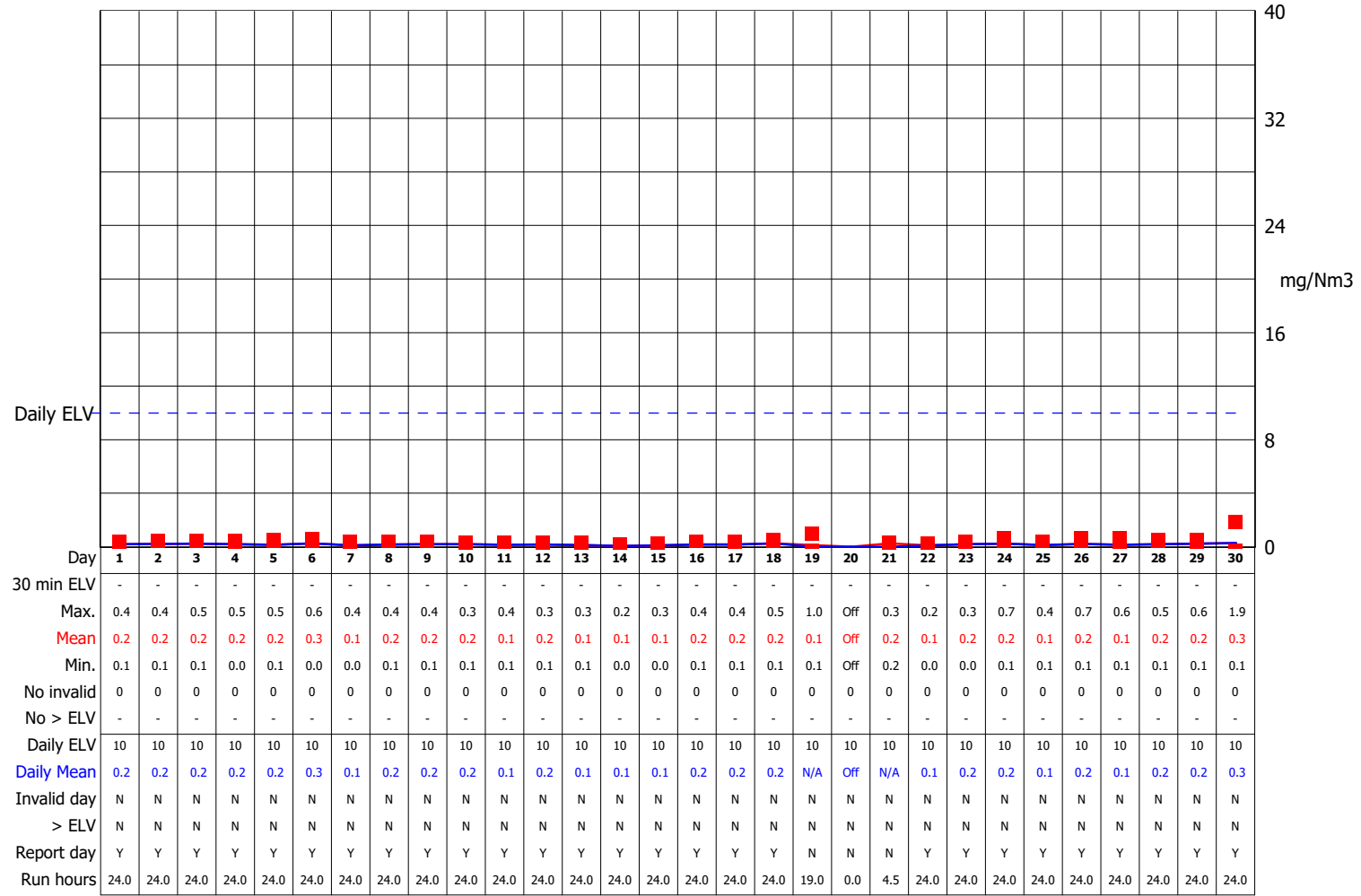
Date _____

Reporting of Continuously Monitored Emissions to Air for NH₃, Emission Point Line 1 Rep. for Apr, 2022



97th Percentile = 0.4
No. of valid averages = 1343

Month summary	
30 min ELV	
Monthly max.	1.9
Monthly mean	0.2
Monthly min.	0.0
Total invalid	0
Sum > ELV	0
Daily ELV	
Monthly max	0.3
No. invalid days	0
No. > ELV	0
No. report days	27
Total run hours	671.5



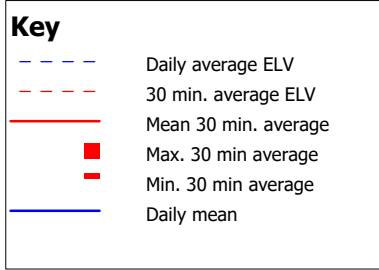
Data is as processed without repairs.

Signature _____

authorised to sign on behalf of the company

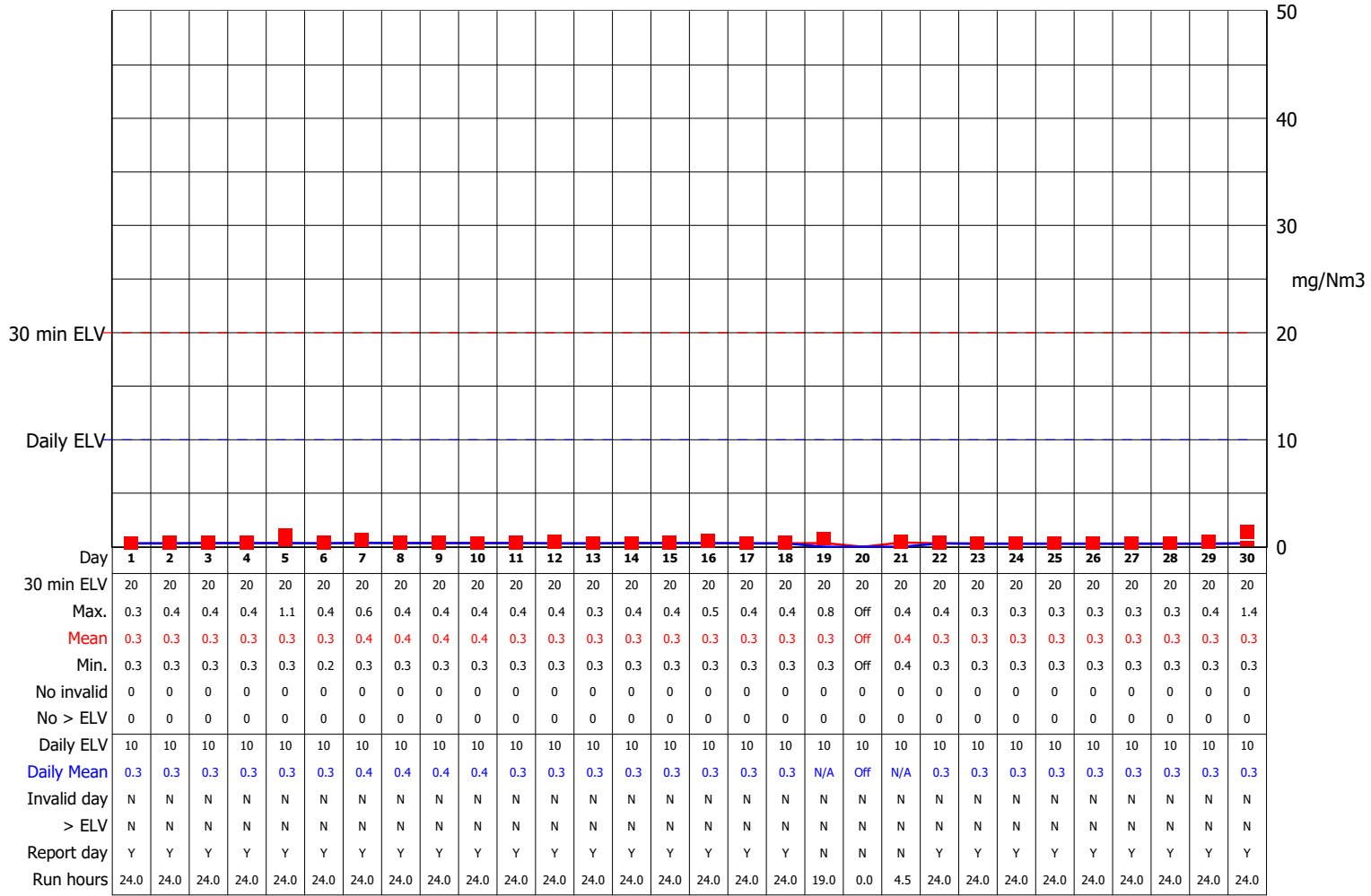
Date _____

Reporting of Continuously Monitored Emissions to Air for TOC, Emission Point Line 1 Rep. for Apr, 2022



97th Percentile = 0.4
No. of valid averages = 1343

Month summary	
30 min ELV	
Monthly max.	1.4
Monthly mean	0.3
Monthly min.	0.2
Total invalid	0
Sum > ELV	0
Daily ELV	
Monthly max	0.4
No. invalid days	0
No. > ELV	0
No. report days	27
Total run hours	671.5



Data is as processed without repairs.

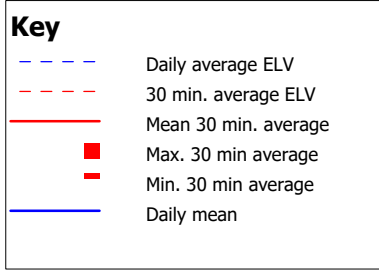
Signature _____

authorised to sign on behalf of the company

Date _____

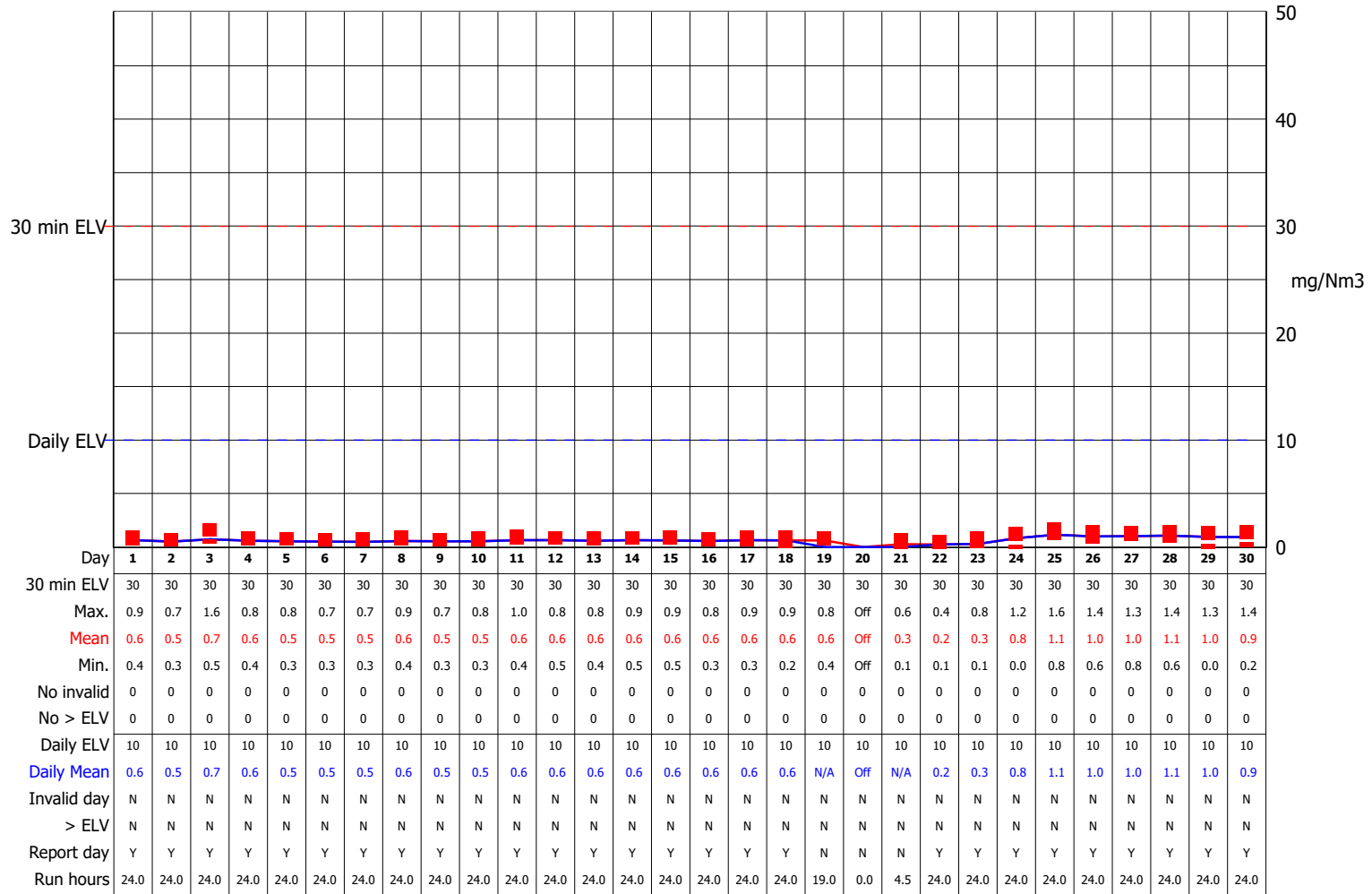


Reporting of Continuously Monitored Emissions to Air for Dust, Emission Point Line 1 Rep. for Apr, 2022



97th Percentile = 1.2
No. of valid averages = 1343

Month summary	
30 min ELV	
Monthly max.	1.6
Monthly mean	0.7
Monthly min.	0.0
Total invalid	0
Sum > ELV	0
Daily ELV	
Monthly max	1.1
No. invalid days	0
No. > ELV	0
No. report days	27
Total run hours	671.5



Data is as processed without repairs.

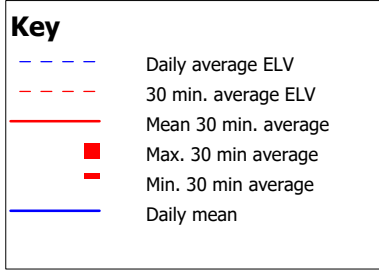
Signature _____

authorised to sign on behalf of the company

Date _____

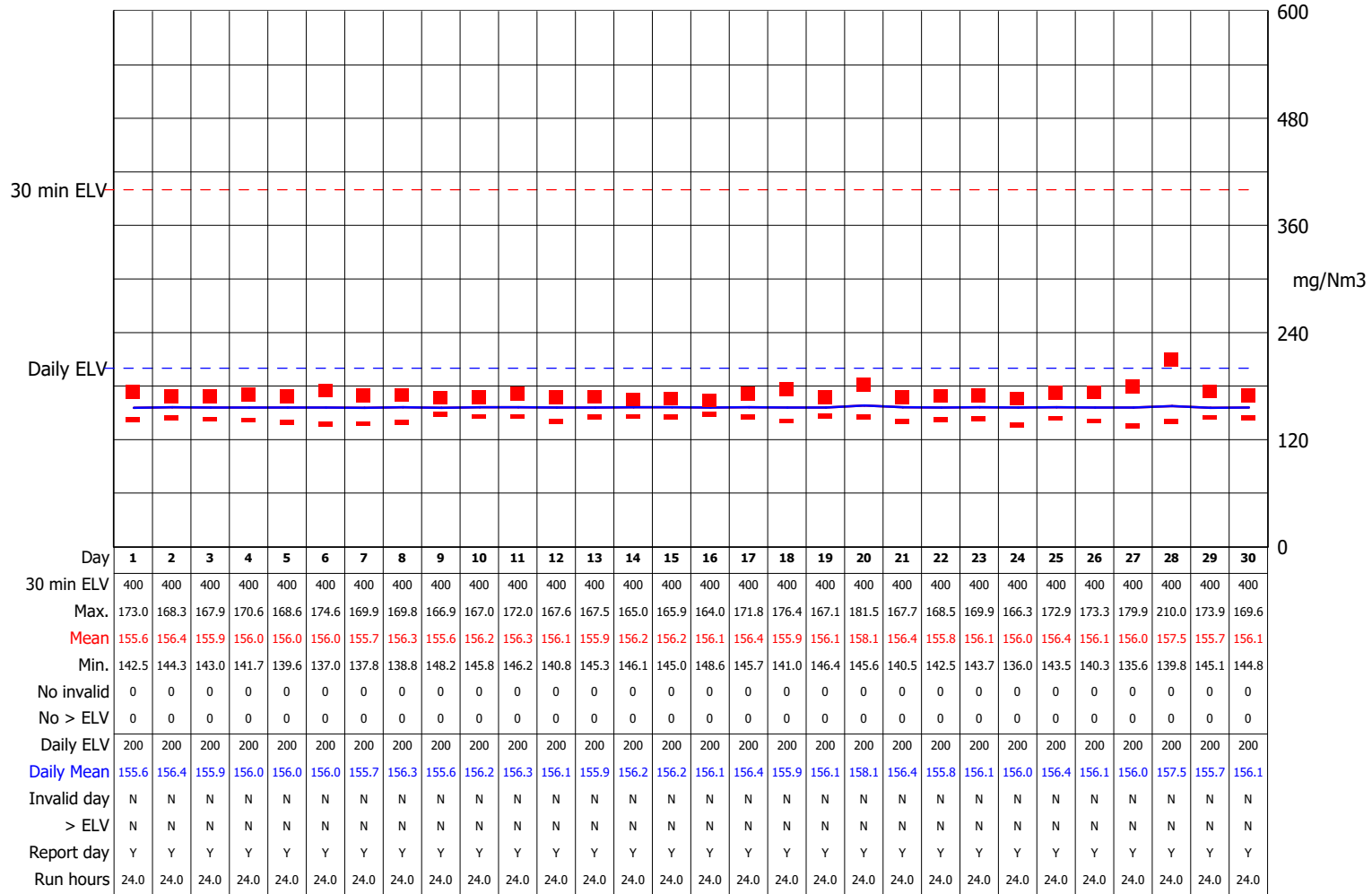


Reporting of Continuously Monitored Emissions to Air for NO_x, Emission Point Line 2 Rep. for Apr, 2022



97th Percentile = 167.3
No. of valid averages = 1440

Month summary	
30 min ELV	
Monthly max.	210.0
Monthly mean	156.2
Monthly min.	135.6
Total invalid	0
Sum > ELV	0
Daily ELV	
Monthly max	158.1
No. invalid days	0
No. > ELV	0
No. report days	30
Total run hours	720.0



Data is as processed without repairs.

Signature _____

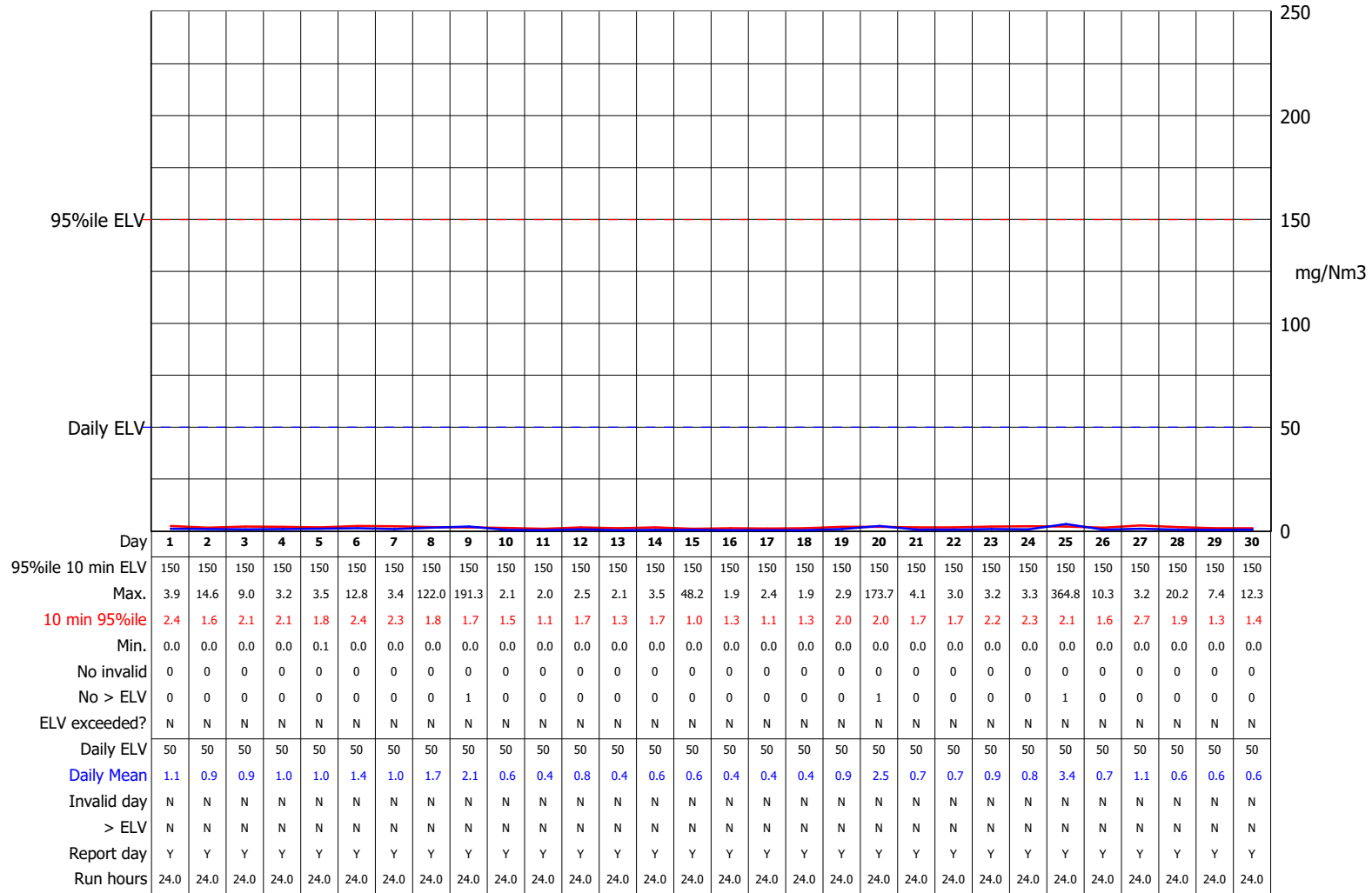
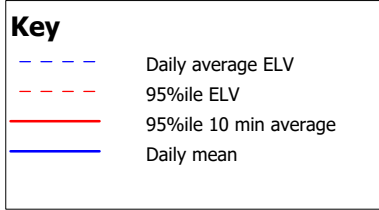
authorised to sign on behalf of the company

Date _____



THE ENVIRONMENT AGENCY'S
MONITORING CERTIFICATION SCHEME
Certificate No: MC080130/04

Reporting of Continuously Monitored Emissions to Air for CO, Emission Point Line 2 Rep. for Apr, 2022



Month summary	
10 minute data	
Monthly max.	364.8
Monthly mean	1.0
Monthly min.	0.0
Total invalid	0
Sum > ELV	3
Total %ile exceed.	0
Daily ELV	
Monthly max	3.4
No. invalid days	0
No. > ELV	0
No. report days	30
Total run hours	720.0

Data is as processed without repairs.

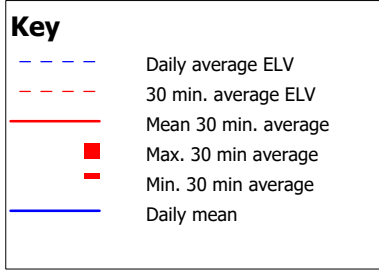
Signature _____

authorised to sign on behalf of the company

Date _____

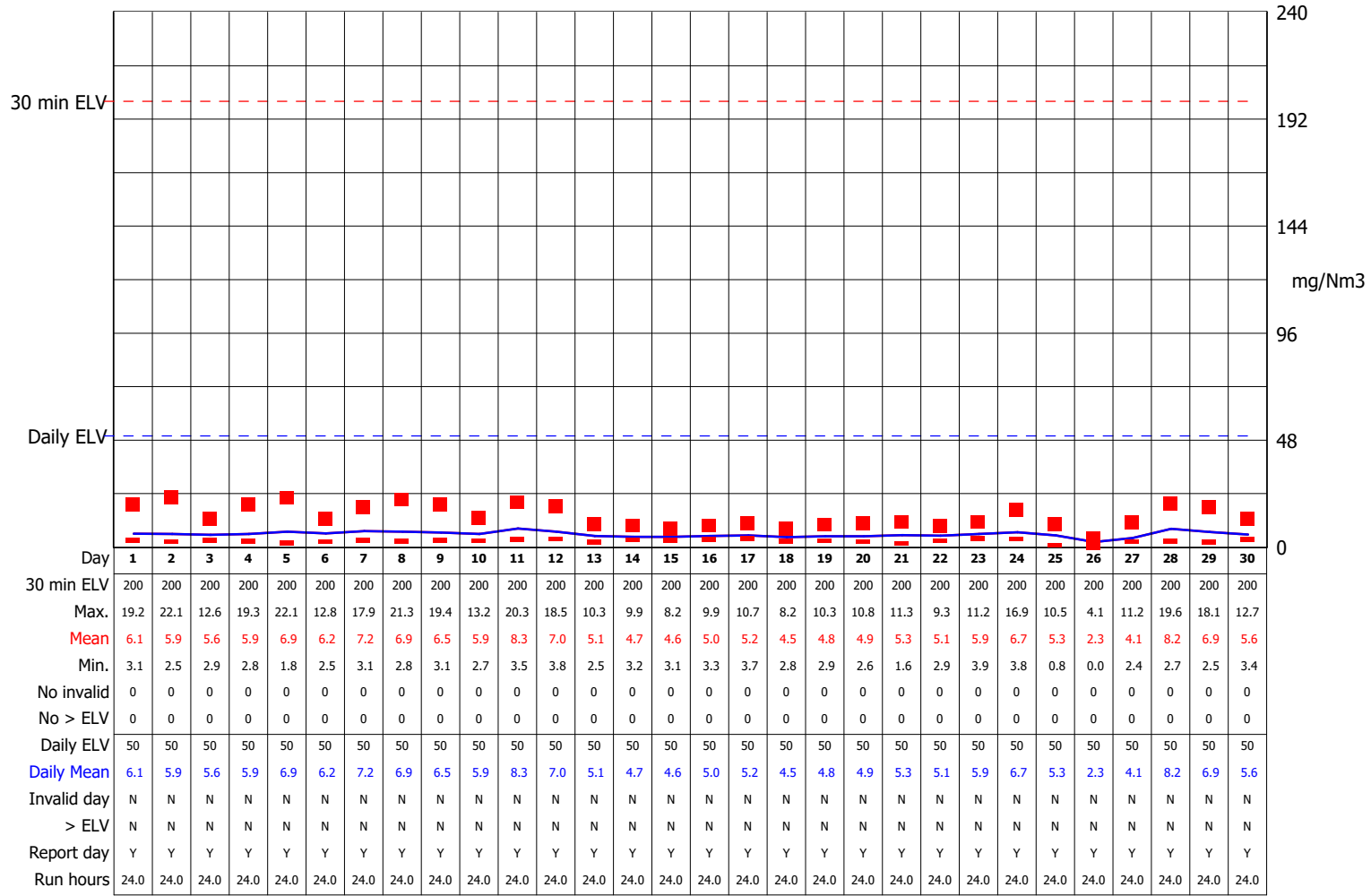


Reporting of Continuously Monitored Emissions to Air for SO₂, Emission Point Line 2 Rep. for Apr, 2022



97th Percentile = 13.6
No. of valid averages = 1440

Month summary	
30 min ELV	
Monthly max.	22.1
Monthly mean	5.8
Monthly min.	0.0
Total invalid	0
Sum > ELV	0
Daily ELV	
Monthly max	8.3
No. invalid days	0
No. > ELV	0
No. report days	30
Total run hours	720.0



Data is as processed without repairs.

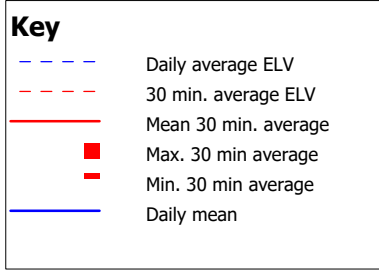
Signature _____

authorised to sign on behalf of the company

Date _____

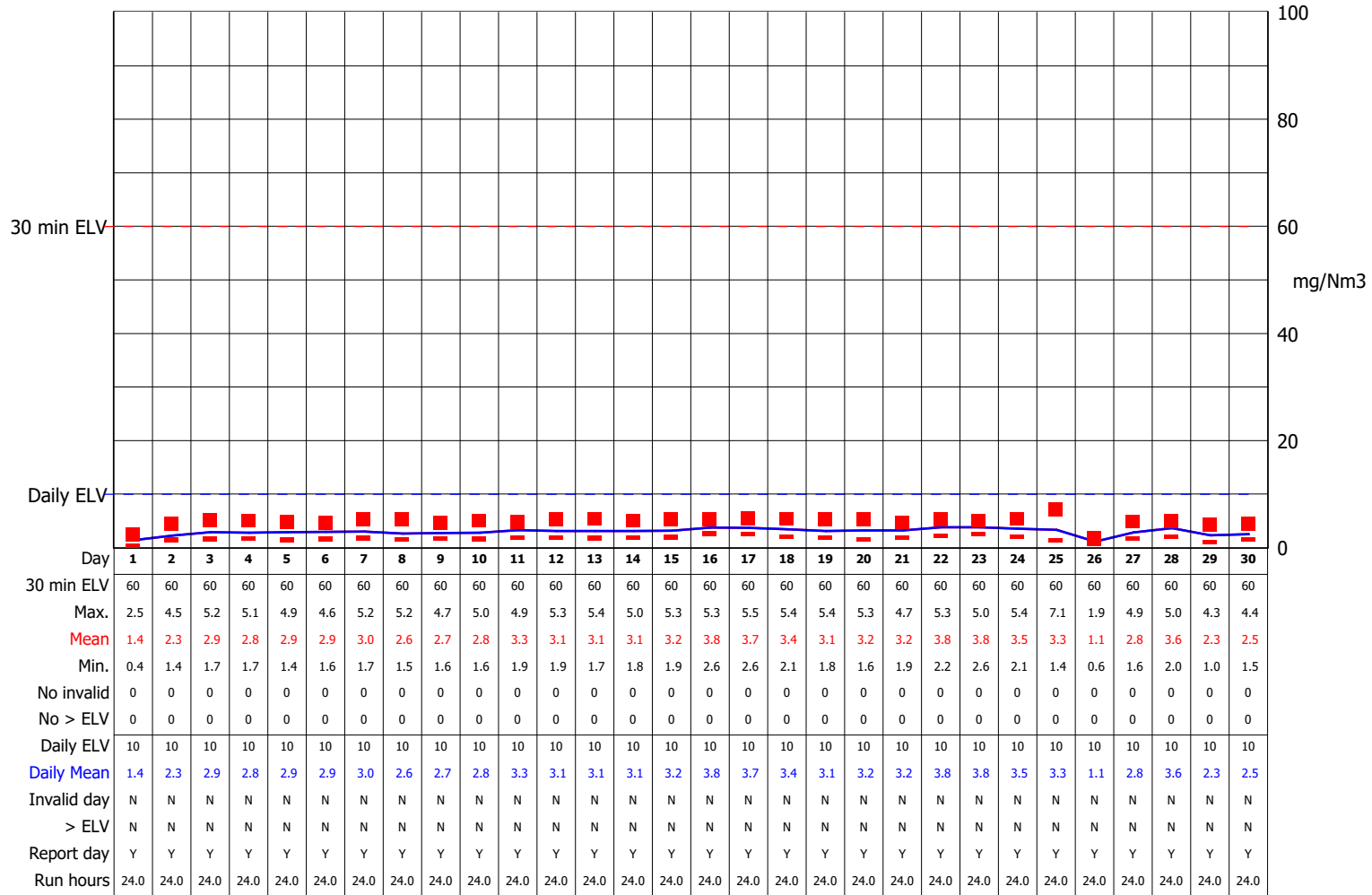


Reporting of Continuously Monitored Emissions to Air for HCL, Emission Point Line 2 Rep. for Apr, 2022



97th Percentile = 4.9
No. of valid averages = 1440

Month summary	
30 min ELV	
Monthly max.	7.1
Monthly mean	3.0
Monthly min.	0.4
Total invalid	0
Sum > ELV	0
Daily ELV	
Monthly max	3.8
No. invalid days	0
No. > ELV	0
No. report days	30
Total run hours	720.0



Data is as processed without repairs.

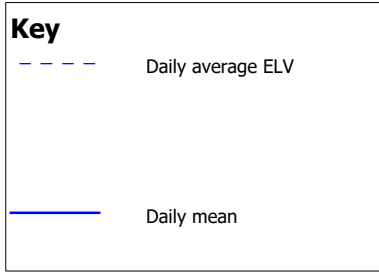
Signature _____

authorised to sign on behalf of the company

Date _____

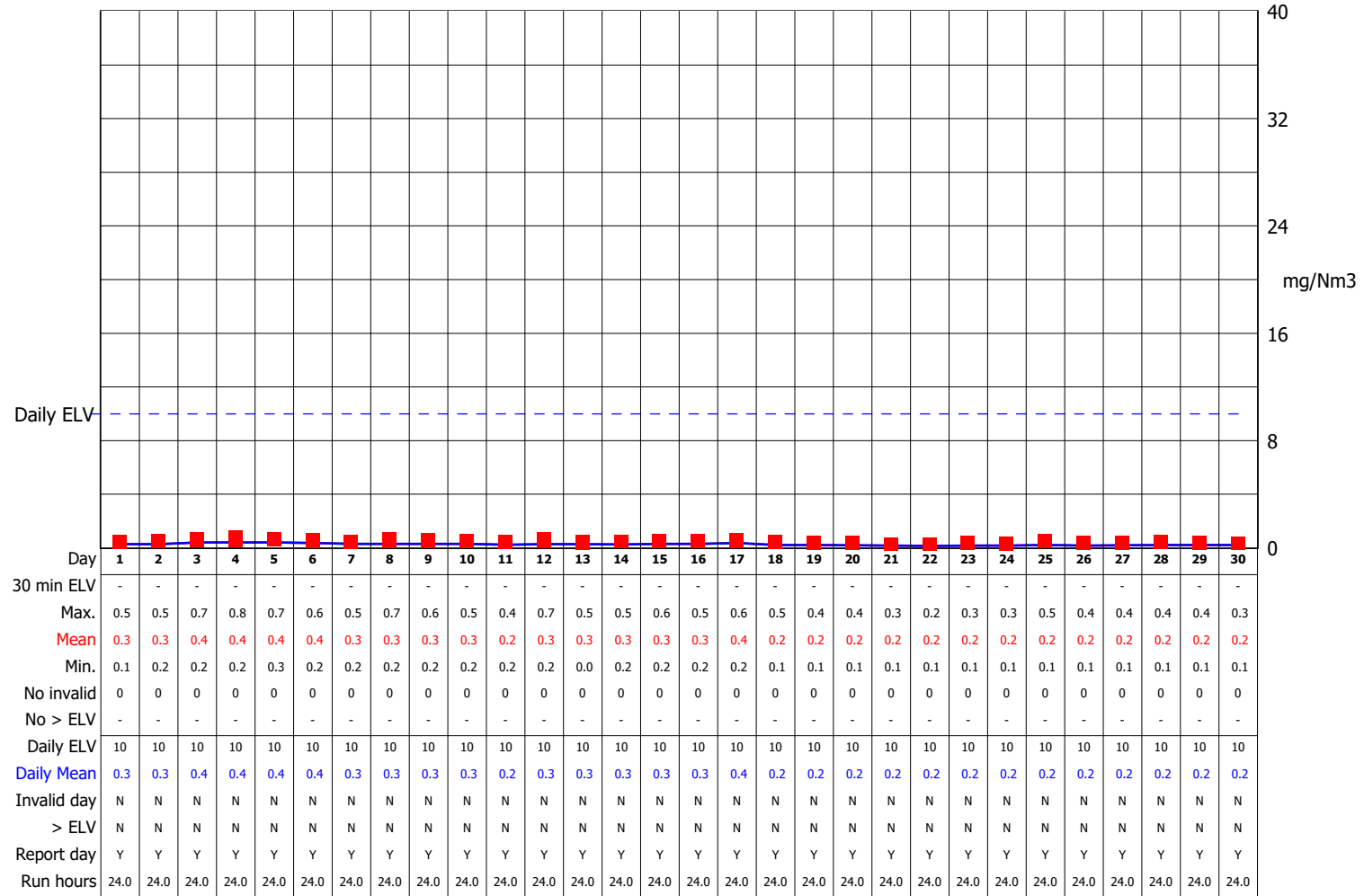


Reporting of Continuously Monitored Emissions to Air for NH₃, Emission Point Line 2 Rep. for Apr, 2022



97th Percentile = 0.5
No. of valid averages = 1440

Month summary	
30 min ELV	
Monthly max.	0.8
Monthly mean	0.3
Monthly min.	0.0
Total invalid	0
Sum > ELV	0
Daily ELV	
Monthly max	0.4
No. invalid days	0
No. > ELV	0
No. report days	30
Total run hours	720.0



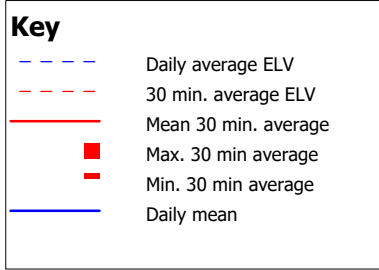
Data is as processed without repairs.

Signature _____

authorised to sign on behalf of the company

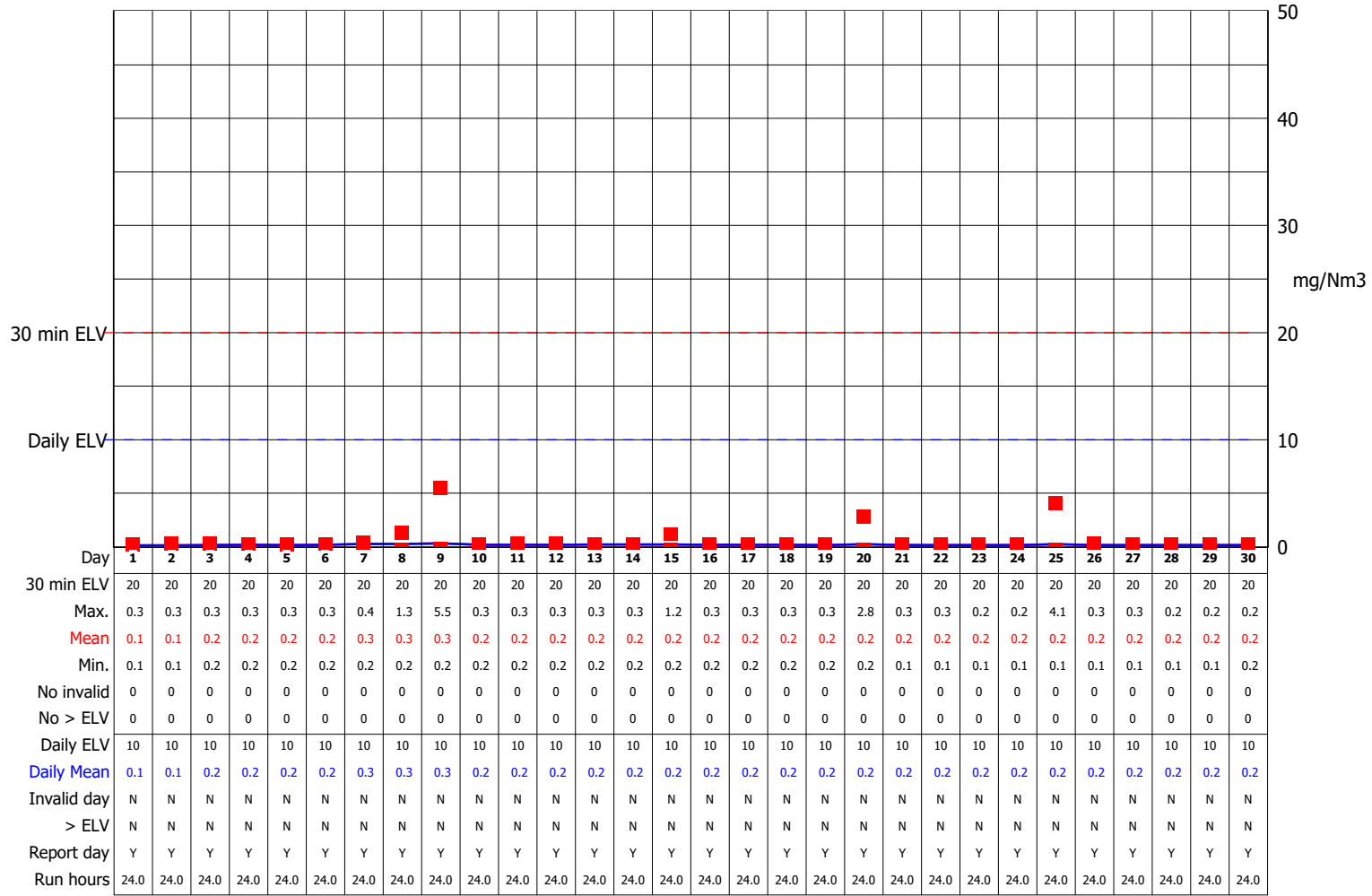
Date _____

Reporting of Continuously Monitored Emissions to Air for TOC, Emission Point Line 2 Rep. for Apr, 2022



97th Percentile = 0.3
No. of valid averages = 1440

Month summary	
30 min ELV	
Monthly max.	5.5
Monthly mean	0.2
Monthly min.	0.1
Total invalid	0
Sum > ELV	0
Daily ELV	
Monthly max	0.3
No. invalid days	0
No. > ELV	0
No. report days	30
Total run hours	720.0



Data is as processed without repairs.

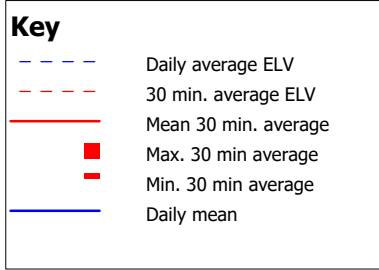
Signature _____

authorised to sign on behalf of the company

Date _____

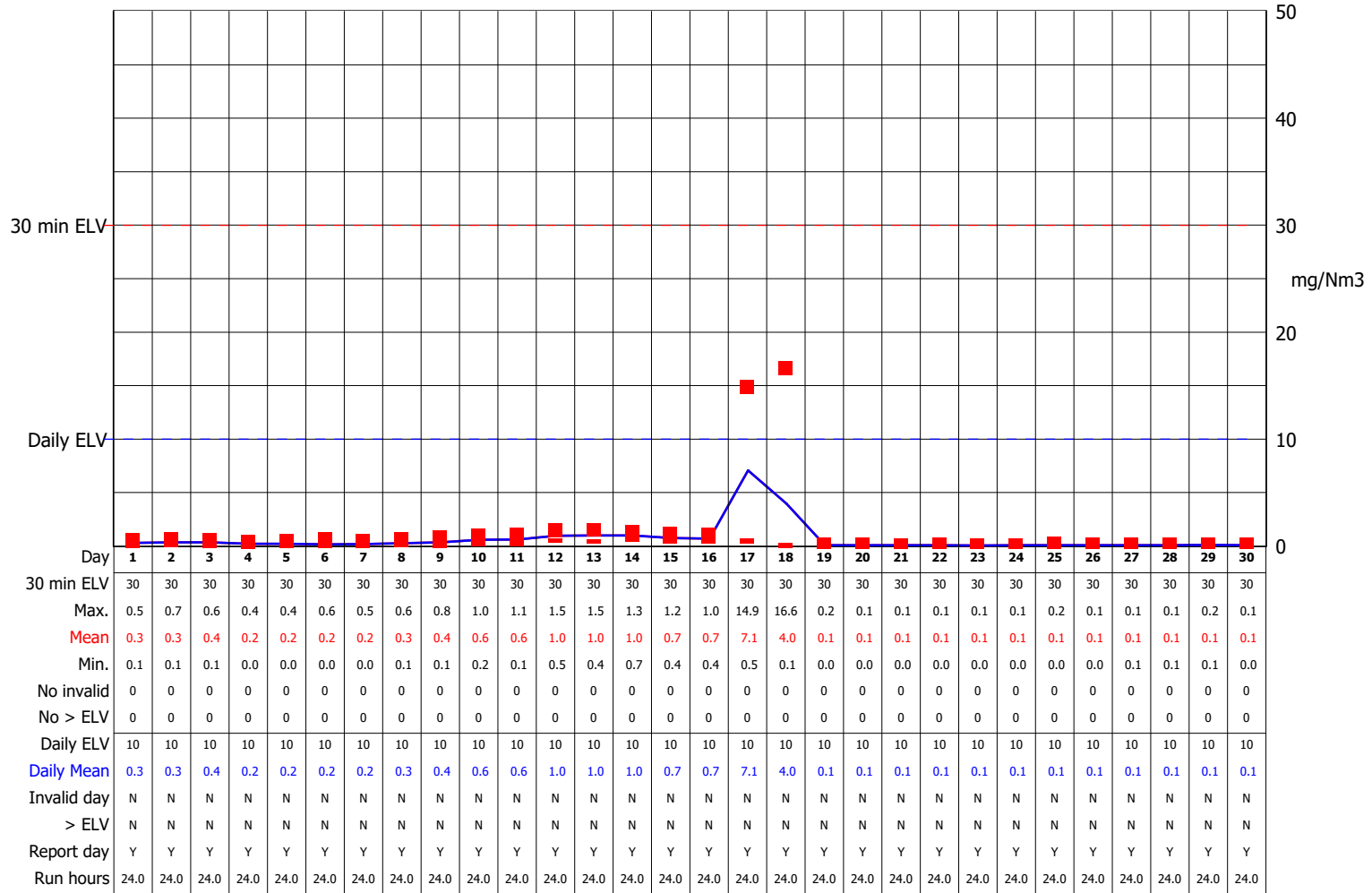


Reporting of Continuously Monitored Emissions to Air for Dust, Emission Point Line 2 Rep. for Apr, 2022



97th Percentile = 5.9
No. of valid averages = 1440

Month summary	
30 min ELV	
Monthly max.	16.6
Monthly mean	0.7
Monthly min.	0.0
Total invalid	0
Sum > ELV	0
Daily ELV	
Monthly max	7.1
No. invalid days	0
No. > ELV	0
No. report days	30
Total run hours	720.0



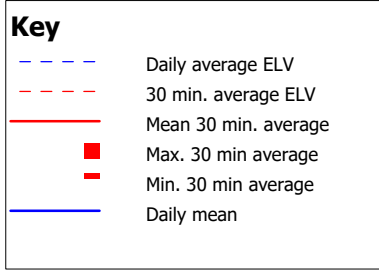
Data is as processed without repairs.

Signature _____

authorised to sign on behalf of the company

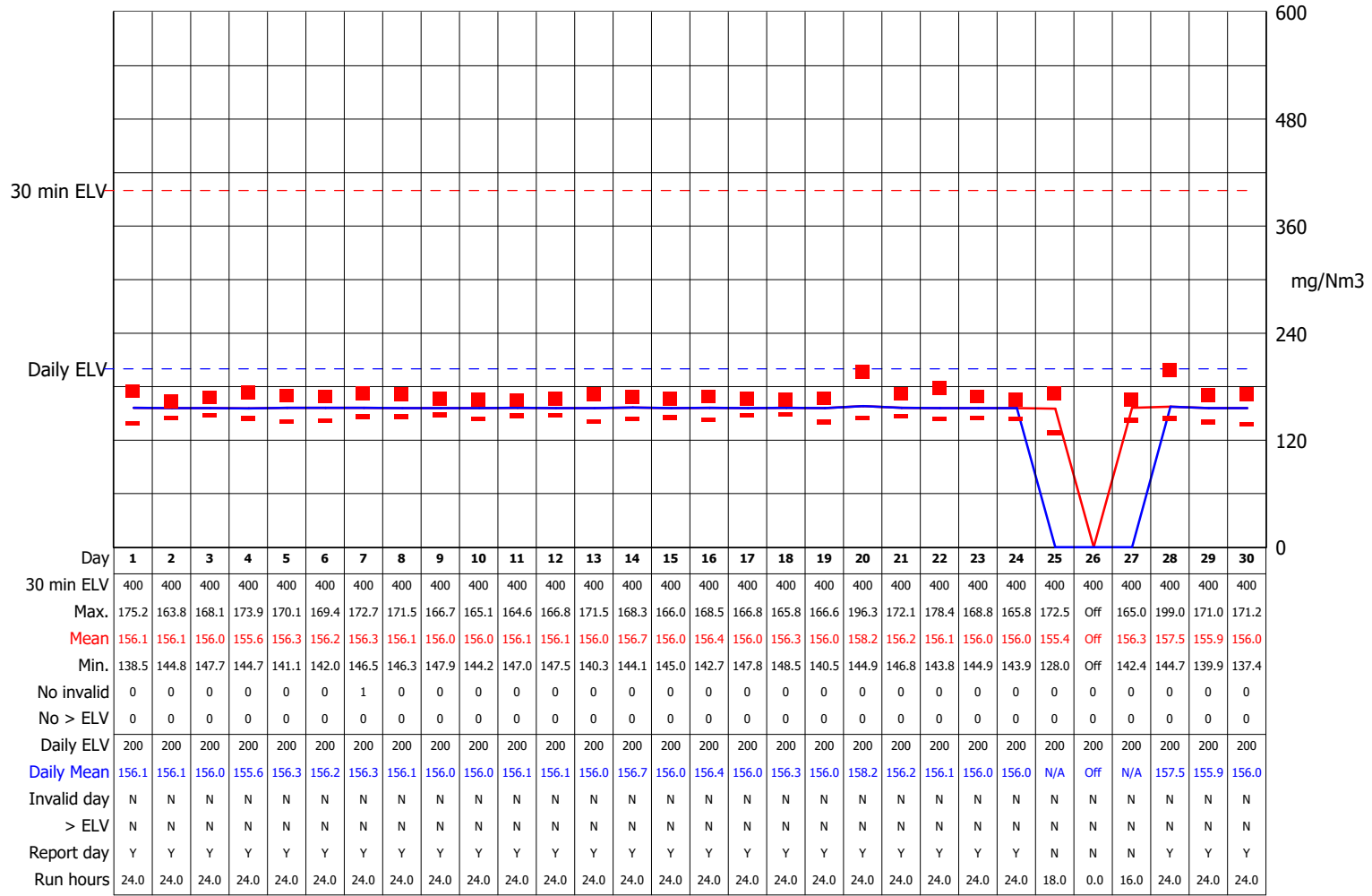
Date _____

Reporting of Continuously Monitored Emissions to Air for NO_x, Emission Point Line 3 Rep. for Apr, 2022



97th Percentile = 166.7
No. of valid averages = 1363

Month summary	
30 min ELV	
Monthly max.	199.0
Monthly mean	156.2
Monthly min.	128.0
Total invalid	1
Sum > ELV	0
Daily ELV	
Monthly max	158.2
No. invalid days	0
No. > ELV	0
No. report days	27
Total run hours	682.0



Data is as processed without repairs.

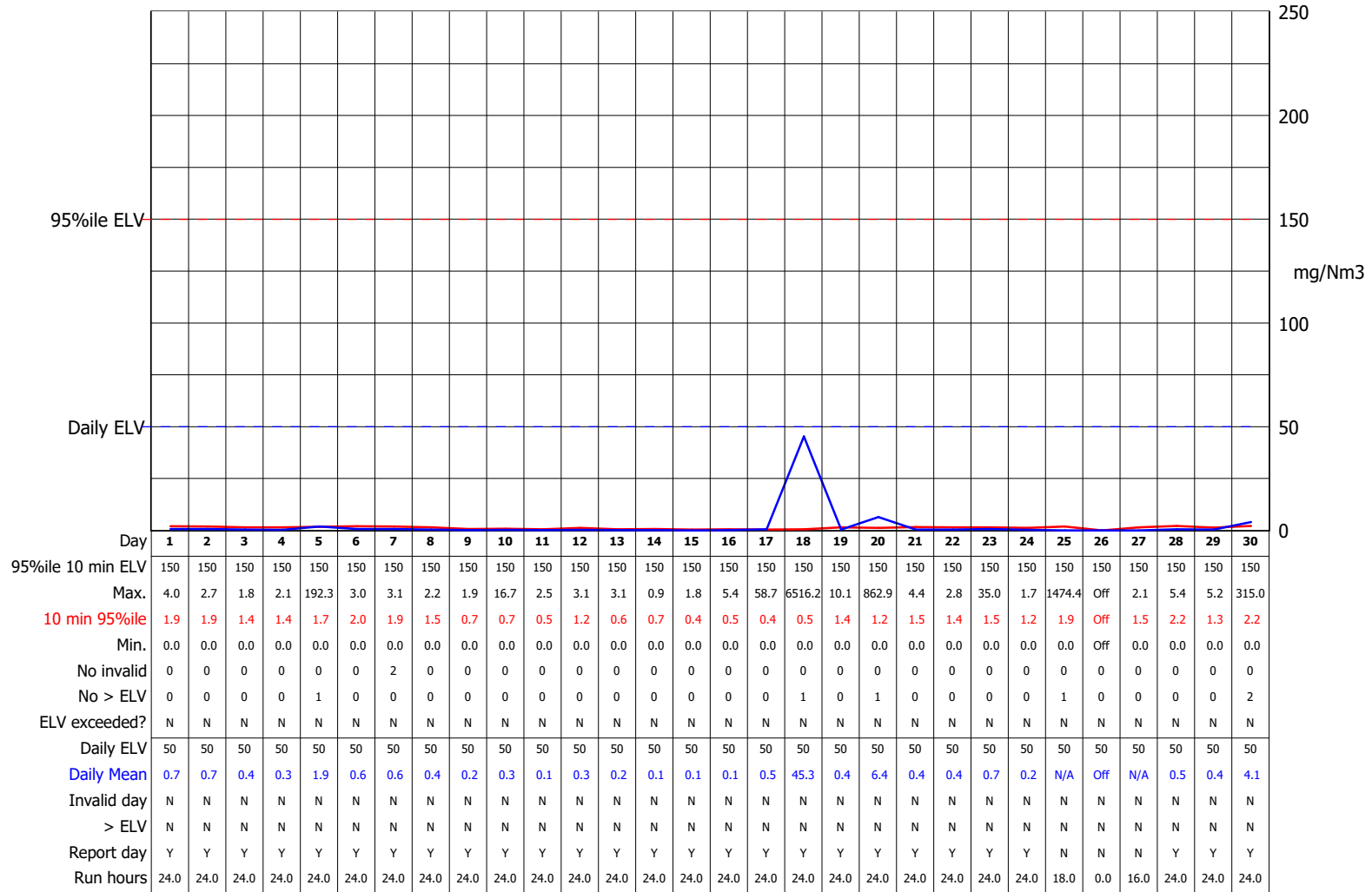
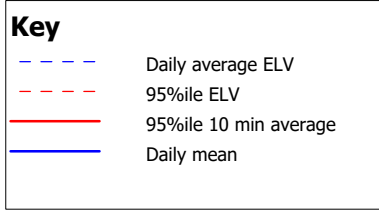
Signature _____

authorised to sign on behalf of the company

Date _____



Reporting of Continuously Monitored Emissions to Air for CO, Emission Point Line 3 Rep. for Apr, 2022



Month summary	
10 minute data	
Monthly max.	6516.2
Monthly mean	2.7
Monthly min.	0.0
Total invalid	2
Sum > ELV	6
Total %ile exceed.	0
Daily ELV	
Monthly max	45.3
No. invalid days	0
No. > ELV	0
No. report days	27
Total run hours	682.0

Data is as processed without repairs.

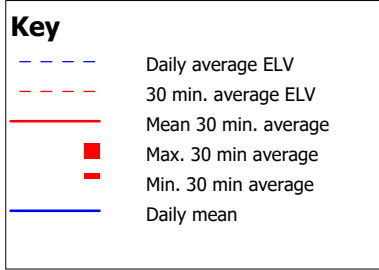
Signature _____

authorised to sign on behalf of the company

Date _____

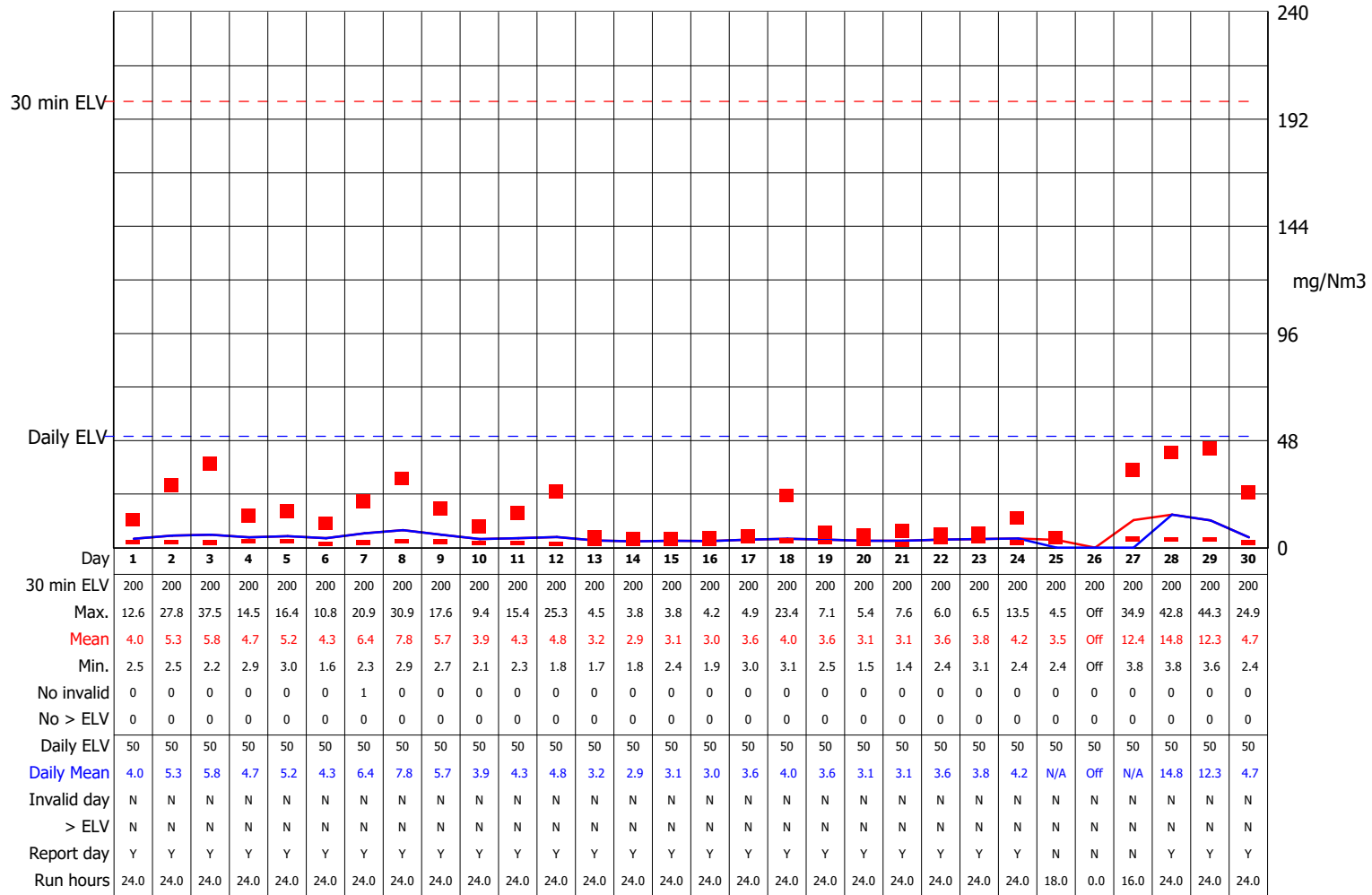


Reporting of Continuously Monitored Emissions to Air for SO₂, Emission Point Line 3 Rep. for Apr, 2022



97th Percentile = 17.5
No. of valid averages = 1363

Month summary	
30 min ELV	
Monthly max.	44.3
Monthly mean	5.1
Monthly min.	1.4
Total invalid	1
Sum > ELV	0
Daily ELV	
Monthly max	14.8
No. invalid days	0
No. > ELV	0
No. report days	27
Total run hours	682.0



Data is as processed without repairs.

Signature _____

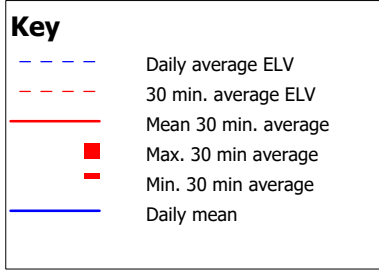
authorised to sign on behalf of the company

Date _____



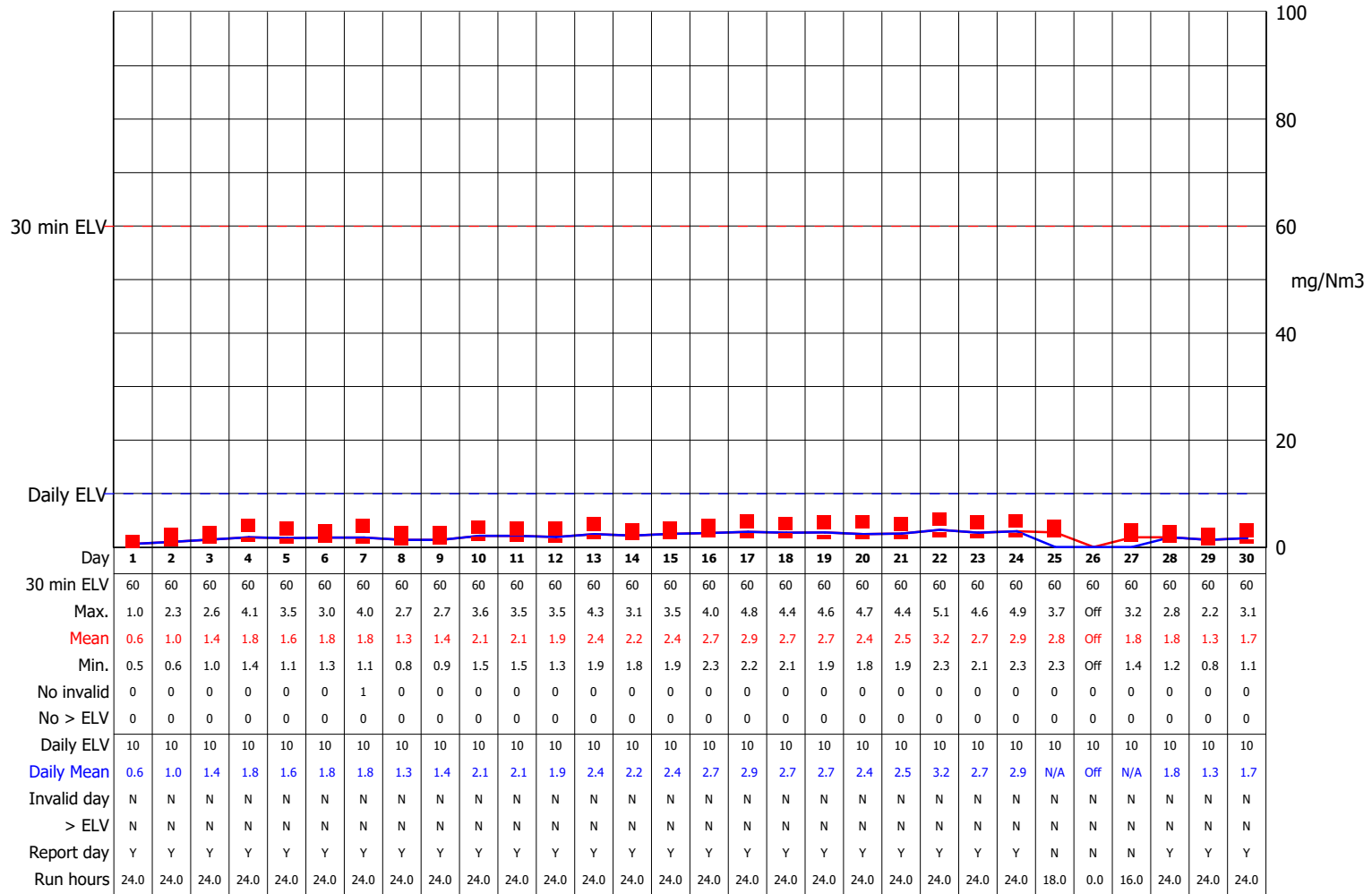
THE ENVIRONMENT AGENCY'S
MONITORING CERTIFICATION SCHEME
Certificate No: MCB00130/04

Reporting of Continuously Monitored Emissions to Air for HCL, Emission Point Line 3 Rep. for Apr, 2022



97th Percentile = 3.7
No. of valid averages = 1363

Month summary	
30 min ELV	
Monthly max.	5.1
Monthly mean	2.1
Monthly min.	0.5
Total invalid	1
Sum > ELV	0
Daily ELV	
Monthly max	3.2
No. invalid days	0
No. > ELV	0
No. report days	27
Total run hours	682.0



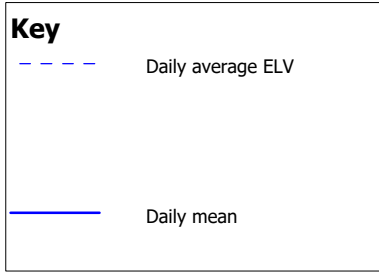
Data is as processed without repairs.

Signature _____

authorised to sign on behalf of the company

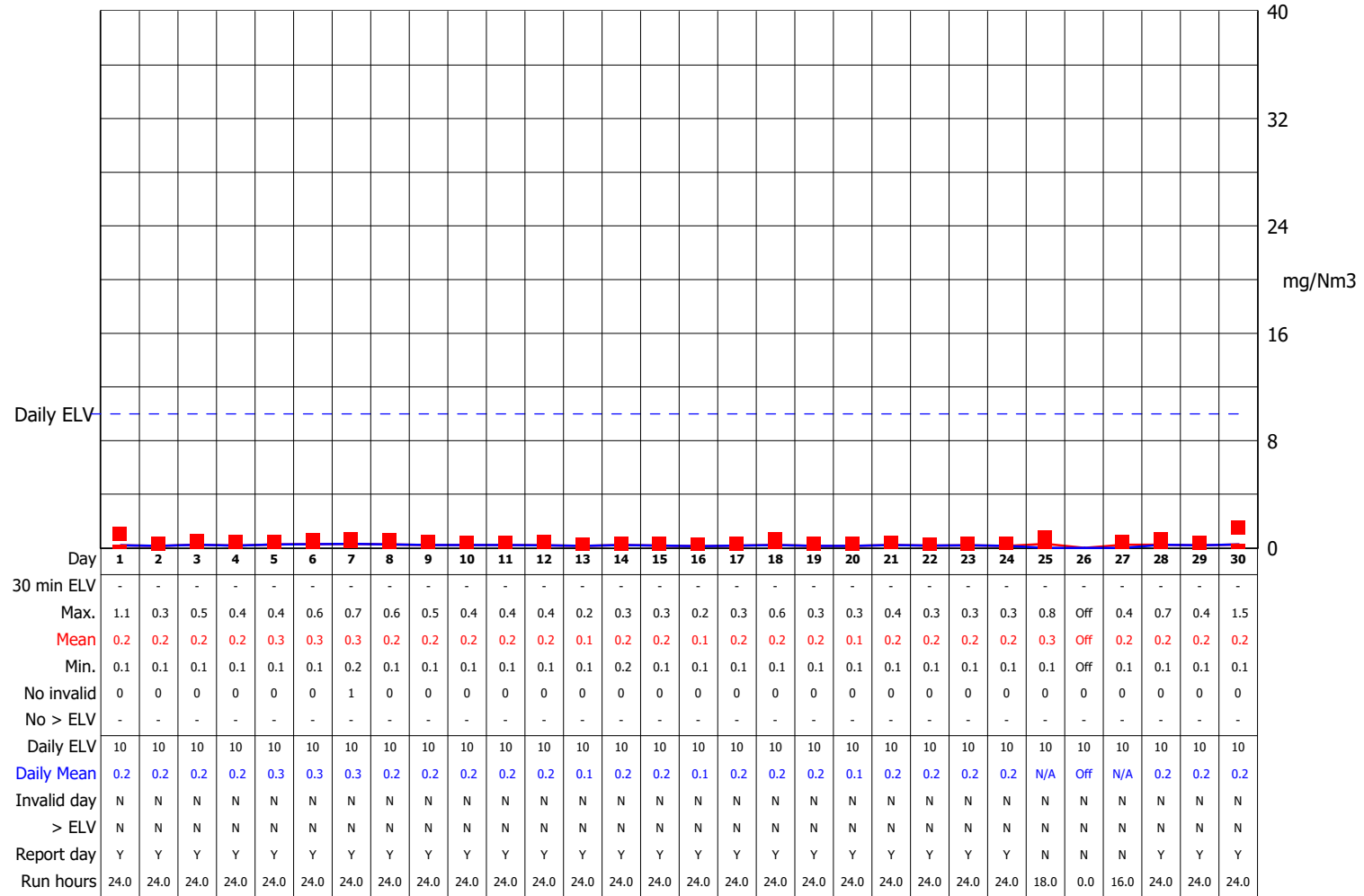
Date _____

Reporting of Continuously Monitored Emissions to Air for NH₃, Emission Point Line 3 Rep. for Apr, 2022



97th Percentile = 0.4
No. of valid averages = 1363

Month summary	
30 min ELV	
Monthly max.	1.5
Monthly mean	0.2
Monthly min.	0.1
Total invalid	1
Sum > ELV	0
Daily ELV	
Monthly max	0.3
No. invalid days	0
No. > ELV	0
No. report days	27
Total run hours	682.0



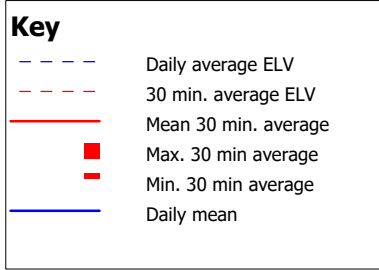
Data is as processed without repairs.

Signature _____

authorised to sign on behalf of the company

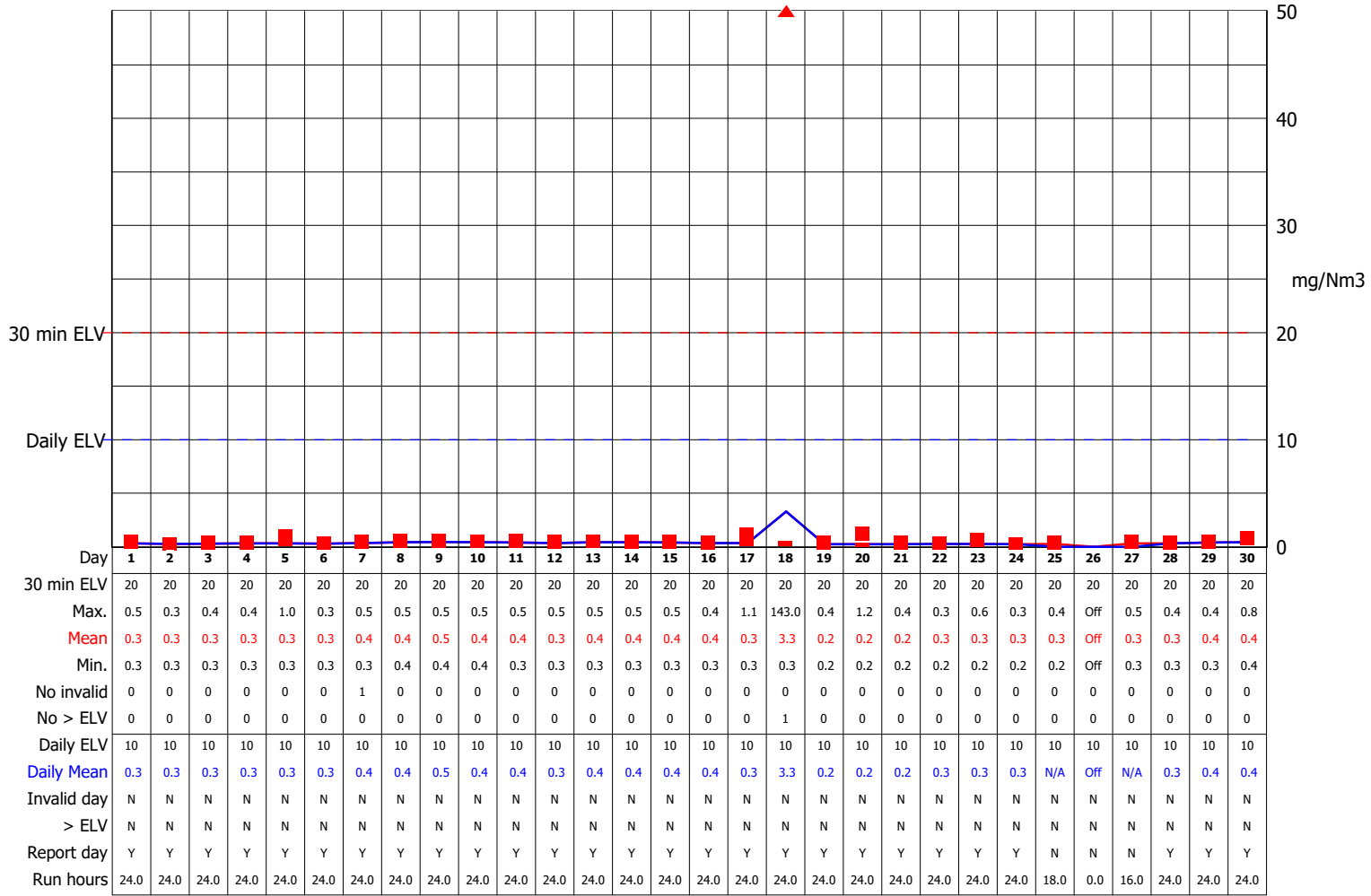
Date _____

Reporting of Continuously Monitored Emissions to Air for TOC, Emission Point Line 3 Rep. for Apr, 2022



97th Percentile = 0.5
No. of valid averages = 1363

Month summary	
30 min ELV	
Monthly max.	143.0
Monthly mean	0.4
Monthly min.	0.2
Total invalid	1
Sum > ELV	1
Daily ELV	
Monthly max	3.3
No. invalid days	0
No. > ELV	0
No. report days	27
Total run hours	682.0



Data is as processed without repairs.

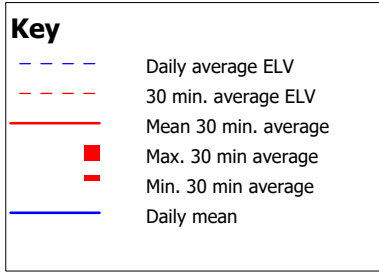
Signature _____

authorised to sign on behalf of the company

Date _____

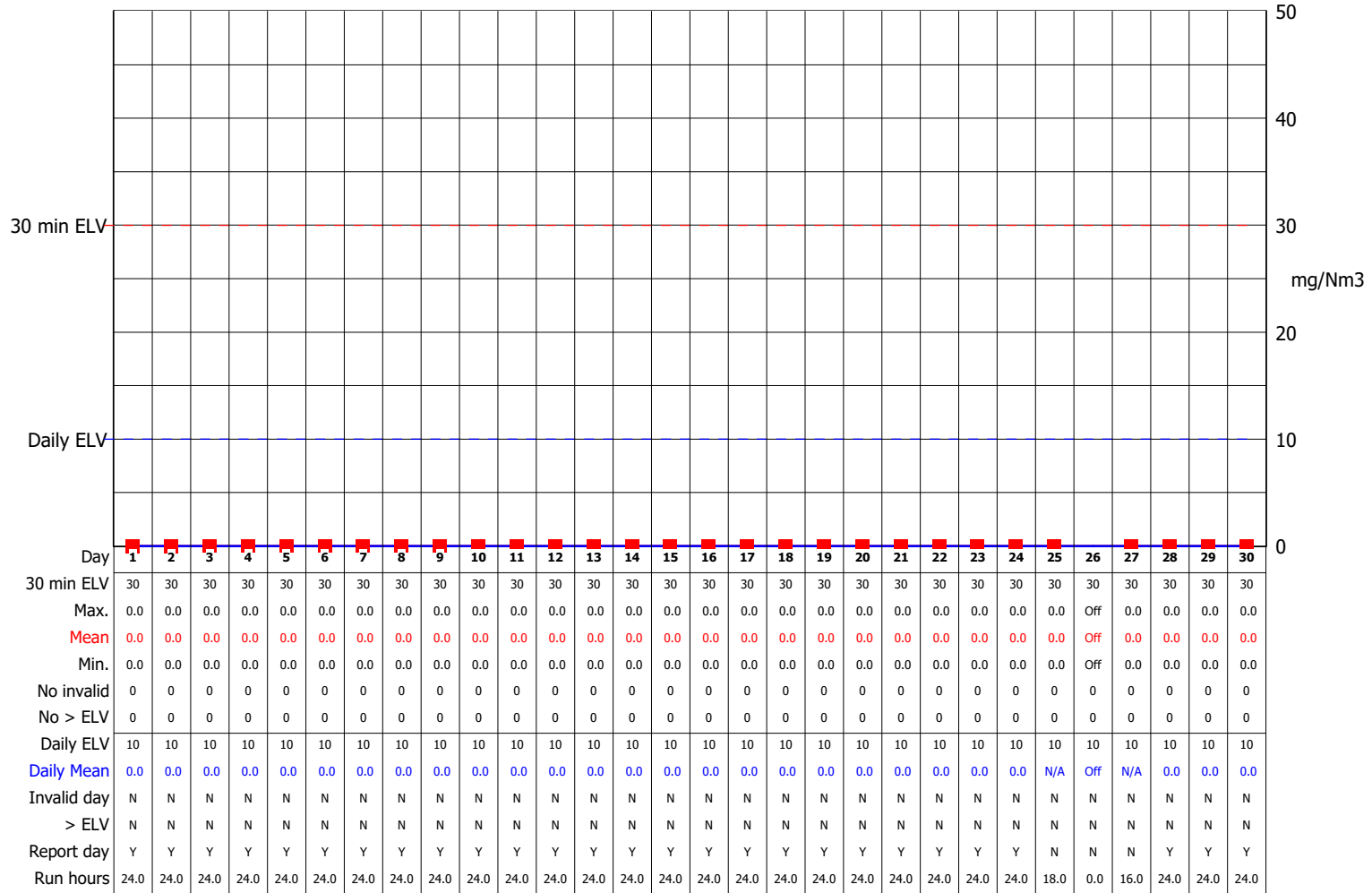


Reporting of Continuously Monitored Emissions to Air for Dust, Emission Point Line 3 Rep. for Apr, 2022



97th Percentile = 0.0
No. of valid averages = 1364

Month summary	
30 min ELV	
Monthly max.	0.0
Monthly mean	0.0
Monthly min.	0.0
Total invalid	0
Sum > ELV	0
Daily ELV	
Monthly max	0.0
No. invalid days	0
No. > ELV	0
No. report days	27
Total run hours	682.0



Data is as processed without repairs.

Signature _____

authorised to sign on behalf of the company

Date _____



THE ENVIRONMENT AGENCY'S
MONITORING CERTIFICATION SCHEME
Certificate No: MC080130/04