

Landfill Diversion

270,000
tons of MSW
processed

Enough to cover
198
Football
Fields

Or
33,300
garbage trucks,
bumper to bumper

Energy Recovery

108,000
MWh net
electricity export

Enough to power
10,000
homes for 1
year

Or, charge
25,000
Electric vehicles
for 1 year

Metal Recycling

5,700
tons of ferrous
metals

Equivalent to:
5,000
cars recovered
from steel

Paperclip chain
wrapped around
the earth
9 times



Net Greenhouse Gas (GHG) Avoidance

2.3 tons
of net CO₂e avoided*
for every ton of waste
diverted from landfill

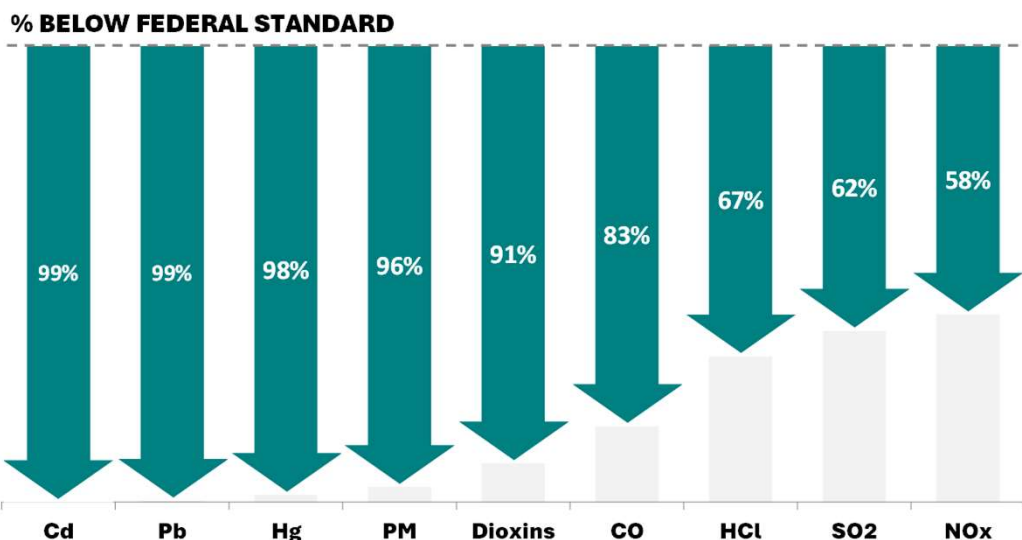
567,000
metric tons of
GHGs avoided

Equivalent to removing/displacing:
139,000 Vehicles
from roads
700M Pounds of
coal

Environmental Compliance

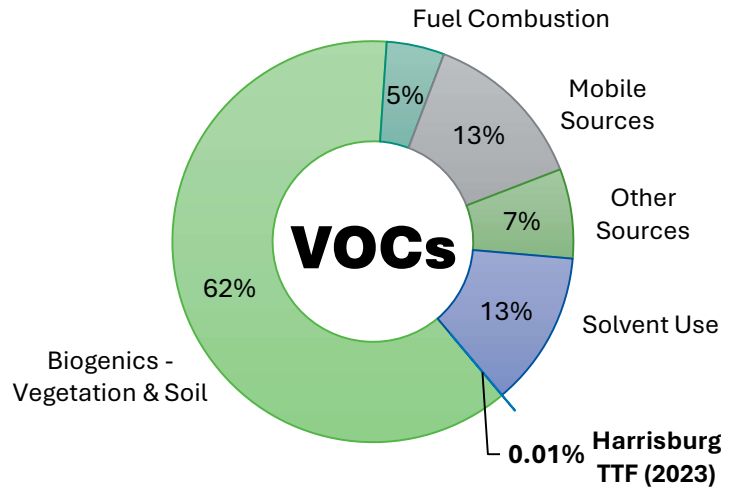
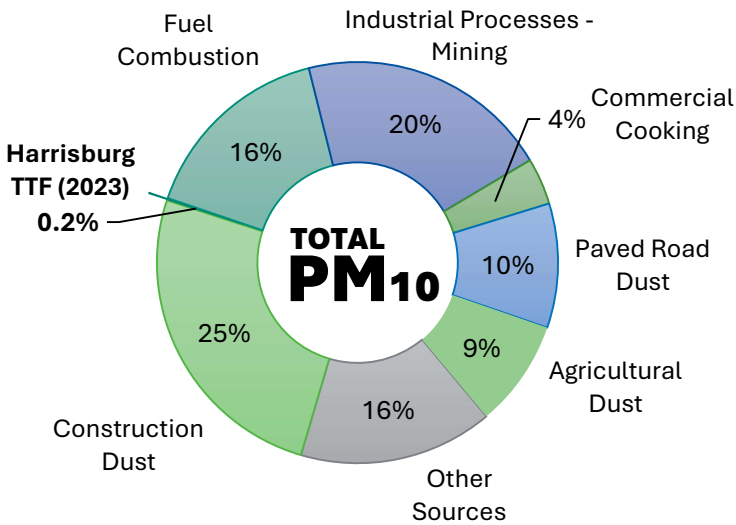
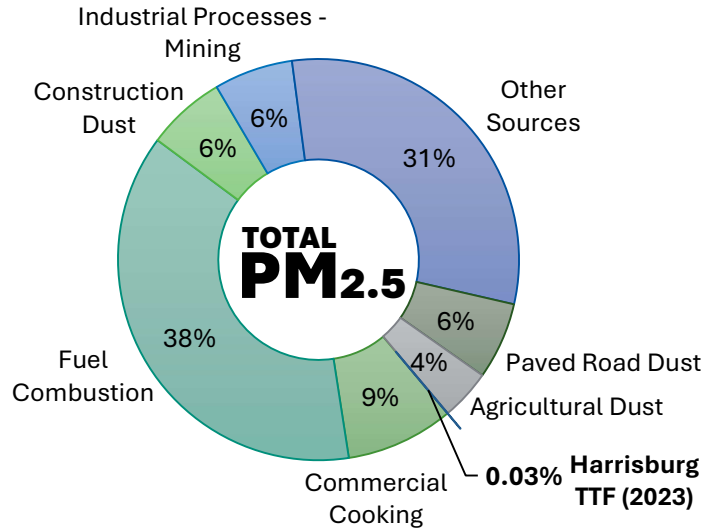
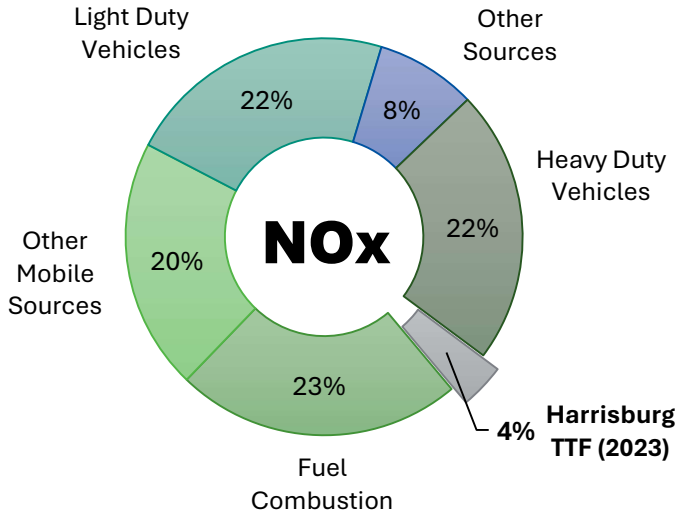
up to
99% below
Federal emissions
standards, based on
annual averages**

99.97%
compliant
with Continuous Emissions
Monitoring (CEMS) standards



How Do Our Emissions Compare to Other Sources in the County?

Local air emissions^{***} in Dauphin County, PA



* GHGs are represented in CO₂ equivalents (CO₂e) using global warming potentials (GWPs) to compare the warming power of different gases. This analysis uses the 20-yr GWP for methane of 81 from the IPCC's 6th assessment report. TTFs in the U.S. reduce lifecycle emissions by an average of 2.4 tons of CO₂e per ton of MSW diverted from landfills. The data presented here reflects facility-specific operating data and the local electrical grid, which can differ from the national average.

** 2021-2023 Average Annual Emissions compared to federal guidelines for existing facilities (40 CFR 60 Subpart Cb). Facility may be subject to more stringent requirements by permit or in accordance with other federal guidelines.

*** Based on the 2020 US EPA National Emissions Inventory; the most recently released complete inventory. Where available, the facility's 2020 emissions were replaced with the most recently reported 2023 emissions.