

## Landfill Diversion

**960,000**  
tons of MSW processed

Enough to fill  
**1.1**  
Empire State Buildings

Or  
**115,900**  
garbage trucks,  
bumper to bumper

## Energy Recovery

**437,000**  
MWh net electricity export

Enough to power  
**41,000**  
homes for 1 year

Or, charge  
**101,000**  
Electric vehicles for 1 year

## Metal Recycling

**19,400**  
tons of ferrous metals

Equivalent to:  
**16,000**  
cars recovered from steel

Paperclip chain wrapped around the earth  
**30 times**

**2,700**  
tons of non-ferrous metals

**189M**  
aluminum cans

Energy savings from avoided metal mining:  
**6.1M**  
gallons of gasoline



## Net Greenhouse Gas (GHG) Avoidance

**2.3 tons**  
of net CO<sub>2</sub>e avoided\* for every ton of waste diverted from landfill

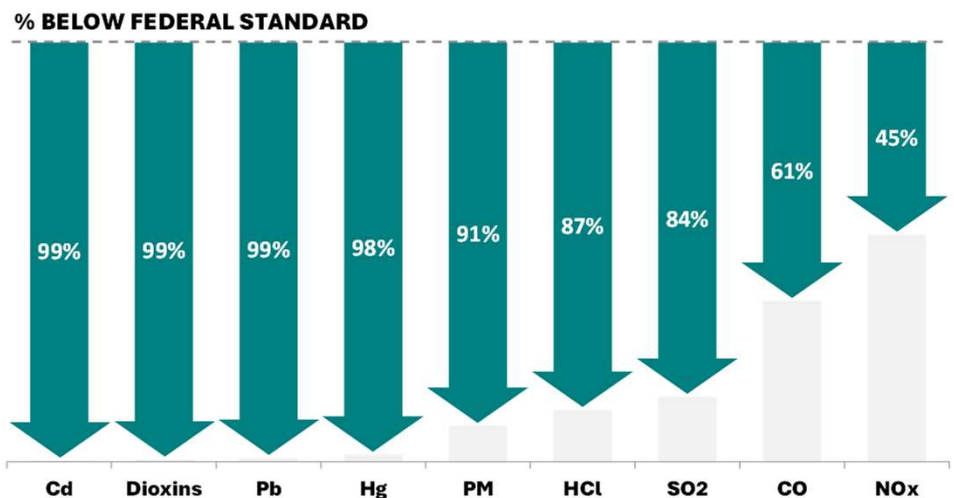
**2.04M**  
metric tons of GHGs avoided

Equivalent to removing/displacing:  
**501,000**  
Vehicles from roads  
**2.52B**  
Pounds of coal

## Environmental Compliance

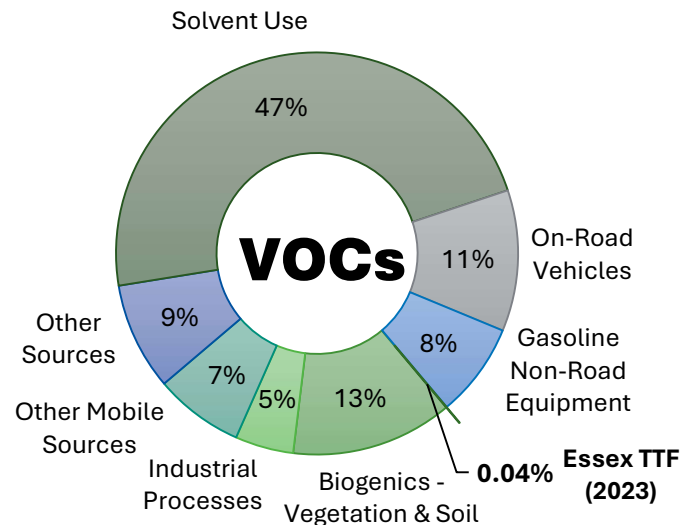
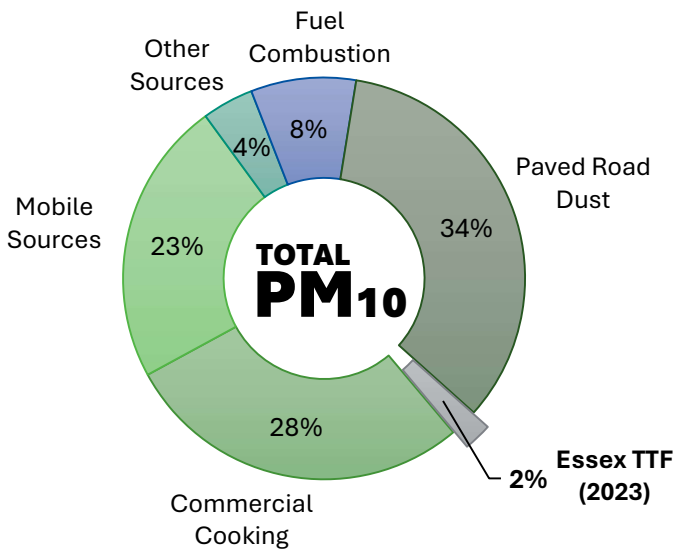
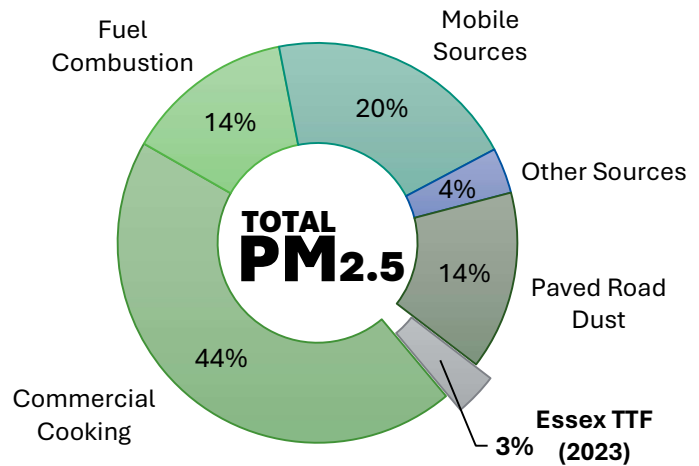
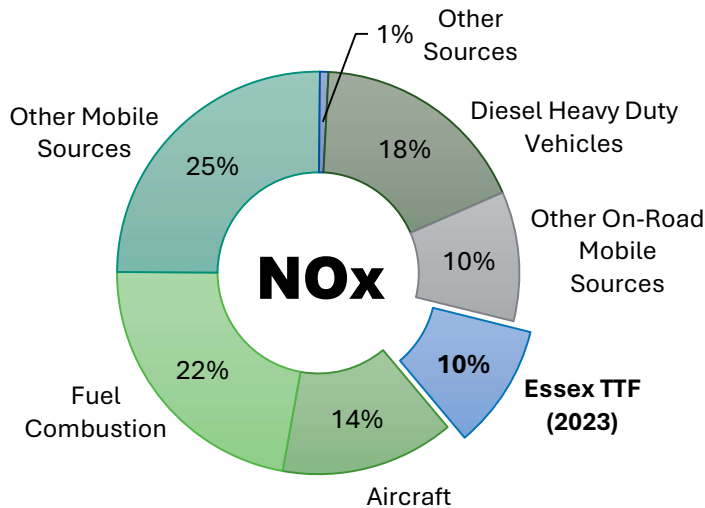
up to  
**99% below**  
Federal emissions standards, based on annual averages\*\*

**99.88%**  
**compliant**  
with Continuous Emissions Monitoring (CEMS) standards



## How Do Our Emissions Compare to Other Sources in the County?

Local air emissions<sup>\*\*\*</sup> in Essex County, NJ



\* GHGs are represented in CO<sub>2</sub> equivalents (CO<sub>2</sub>e) using global warming potentials (GWPs) to compare the warming power of different gases. This analysis uses the 20-yr GWP for methane of 81 from the IPCC's 6<sup>th</sup> assessment report. TTFs in the U.S. reduce lifecycle emissions by an average of 2.4 tons of CO<sub>2</sub>e per ton of MSW diverted from landfills. The data presented here reflects facility-specific operating data and the local electrical grid, which can differ from the national average.

\*\* 2021-2023 Average Annual Emissions compared to federal guidelines for existing facilities (40 CFR 60 Subpart Cb). Facility may be subject to more stringent requirements by permit or in accordance with other federal guidelines.

\*\*\* Based on the 2020 US EPA National Emissions Inventory; the most recently released complete inventory. Where available, the facility's 2020 emissions were replaced with the most recently reported 2023 emissions.