

Covanta Union

2022 Facility Performance

Landfill Diversion

MSW Processed
540,000 tons

Enough
to fill:

66,000 garbage trucks
spanning **250 miles**

Covanta
Union



Utica, NY

Electric Generation

Net Export
304,000 MWh

Enough
electricity to:

Power **28 thousand**
homes for **1 Year**



Charge **70 thousand** electric
vehicles for **1 Year**

Metal Recovery

Ferrous
15,400 tons

Non-Ferrous
1,400 tons

The metal recovered
is equivalent to:



13 thousand cars
from recovered
steel



Energy savings
equivalent to **4.0
million** gallons of
gasoline



97 million
aluminum
cans



A paper clip chain
that wraps around
the Earth **24** times

Net GHG Avoidance



0.9 tons of net CO₂e
avoided* for every ton of
waste diverted from landfill



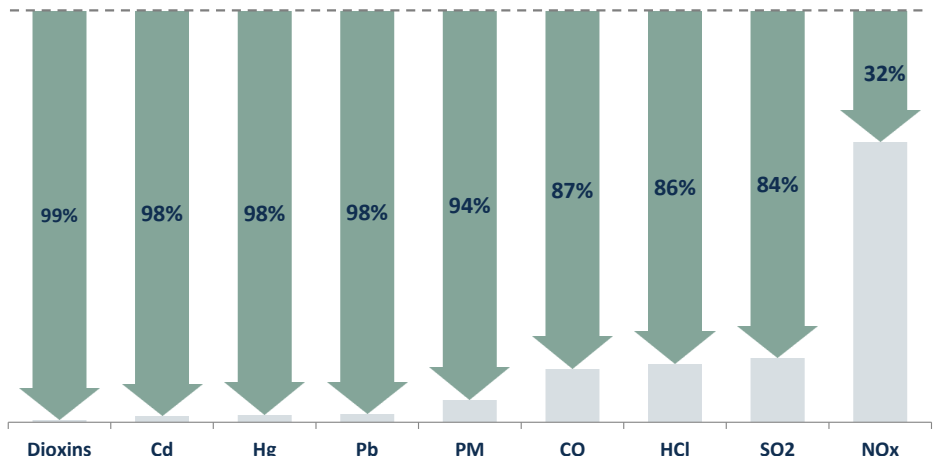
435,000 metric tons of GHGs equivalent to:
Removing **107 thousand** vehicles for 1 year
Displacing **537 million** pounds of coal

Environmental Compliance

✓ **Annual Average Emissions**
Up to **99%** below federal
emissions standards**

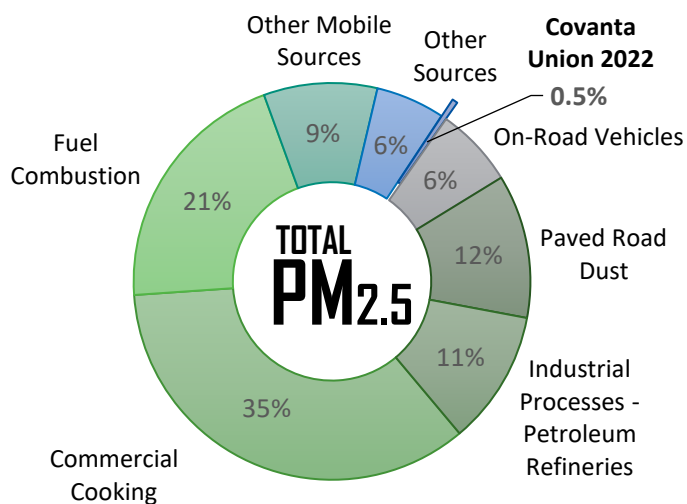
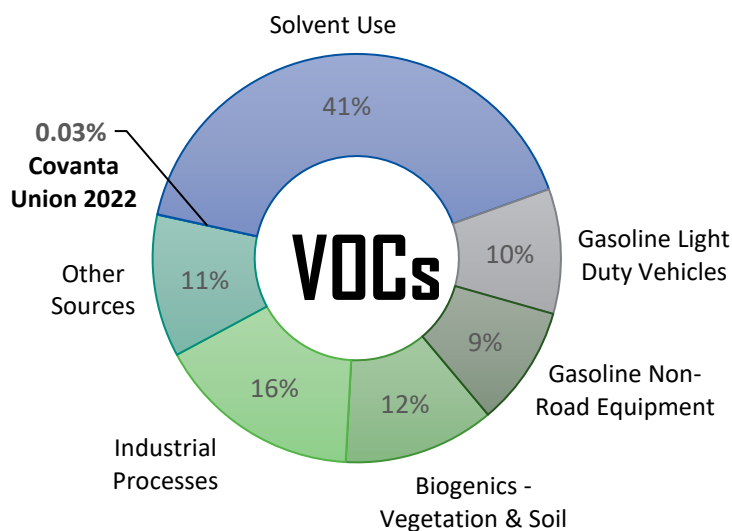
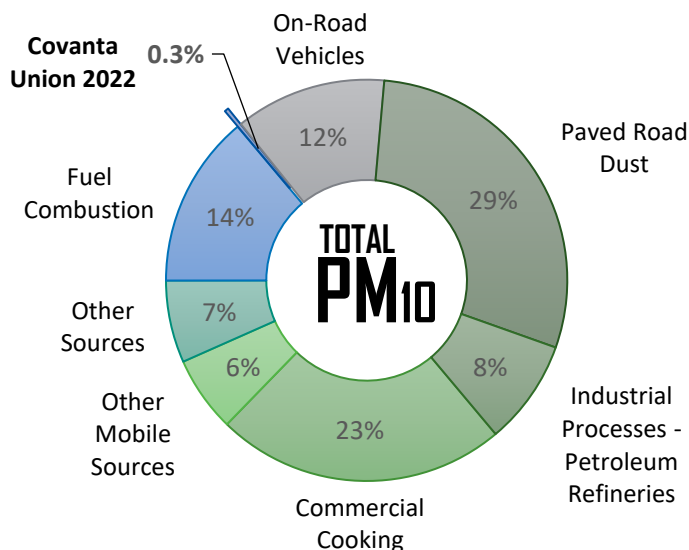
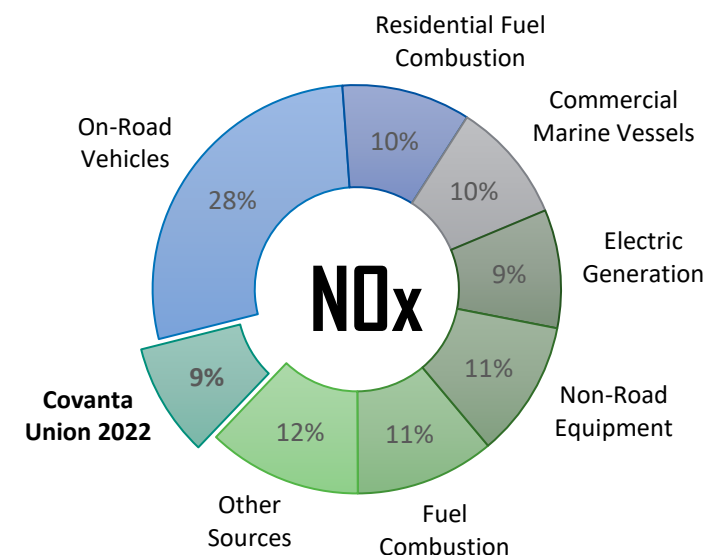
✓ **Continuous Emissions
Monitoring**
99.95% compliant with
CEMS emissions
standards

% BELOW FEDERAL STANDARD



How Do Our Emissions Compare to Other Sources in the County?

Local air emissions*** in Union County, NJ



* GHGs, or greenhouse gases, are represented in CO₂ equivalents using global warming potentials (GWPs) to compare the warming power of different gases. This analysis uses the 100-yr GWP for methane of 28 from the IPCC's 5th assessment report. WTE facilities in the U.S. reduce lifecycle emissions by an average of 1 ton of CO₂e per ton of MSW diverted from landfills. The data presented here reflects facility-specific operating data and the local electrical grid, which can differ from the national average. More information on the calculation can be found at <https://www.covanta.com/waste-to-energy-vs-landfill>

** 2020-2022 Average Annual Emissions compared to federal guidelines for existing facilities (40 CFR 60 Subpart Cb). Facility may be subject to more stringent requirements by permit or in accordance with other federal guidelines.

*** Based on the 2020 US EPA National Emissions Inventory; the most recently released complete inventory. Where available, the facility's 2020 emissions were replaced with the most recently reported 2022 emissions.