

Covanta Lancaster

2022 Facility Performance

Landfill Diversion

MSW Processed
390,000 tons

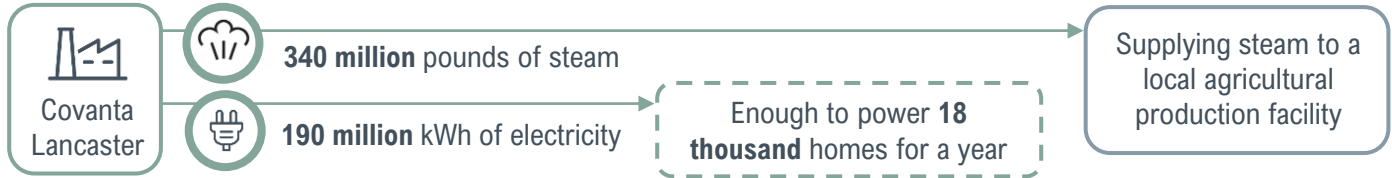
Enough to fill: **47,300** garbage trucks spanning **179** miles

Covanta Lancaster



Rockefeller Center, NY

Steam & Electric Generation



Metal Recovery

Ferrous

7,600 tons

Non-Ferrous

500 tons

The metal recovered is equivalent to:



6 thousand cars from recovered steel



Energy savings equivalent to **1.8 million** gallons of gasoline

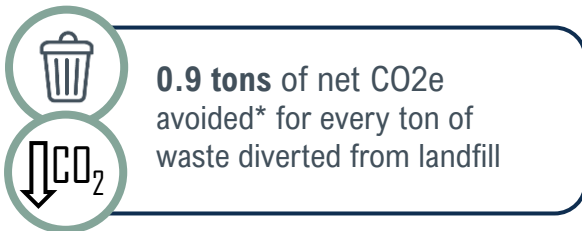


34 million aluminum cans



A paper clip chain that wraps around the Earth **12** times

Net GHG Avoidance



309,000 metric tons of GHGs equivalent to:
Removing **76 thousand** vehicles for 1 year
Displacing **381 million** pounds of coal

Environmental Compliance

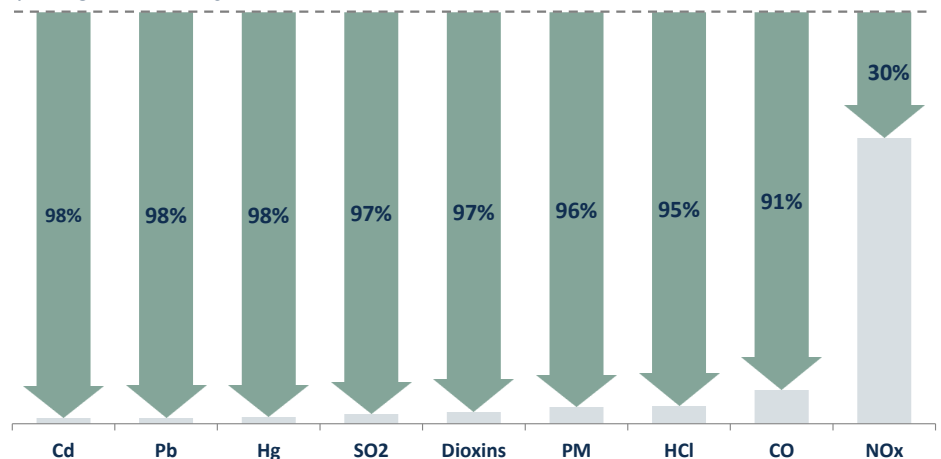
✓ **Annual Average Emissions**

Up to **98%** below federal emissions standards**

✓ **Continuous Emissions Monitoring**

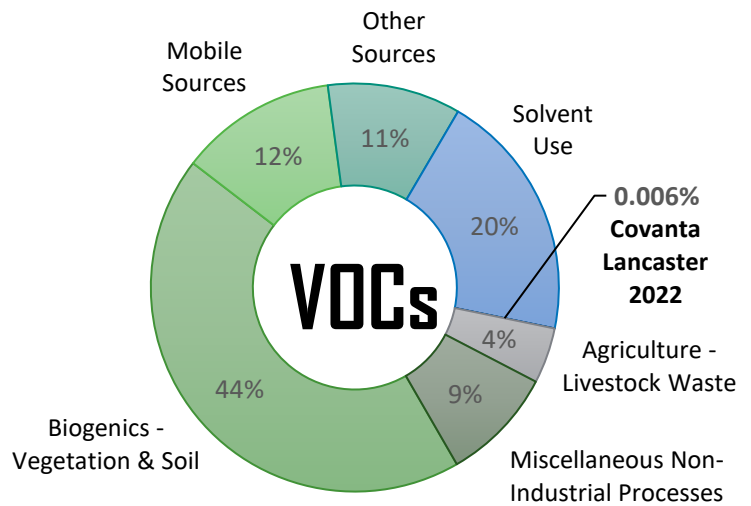
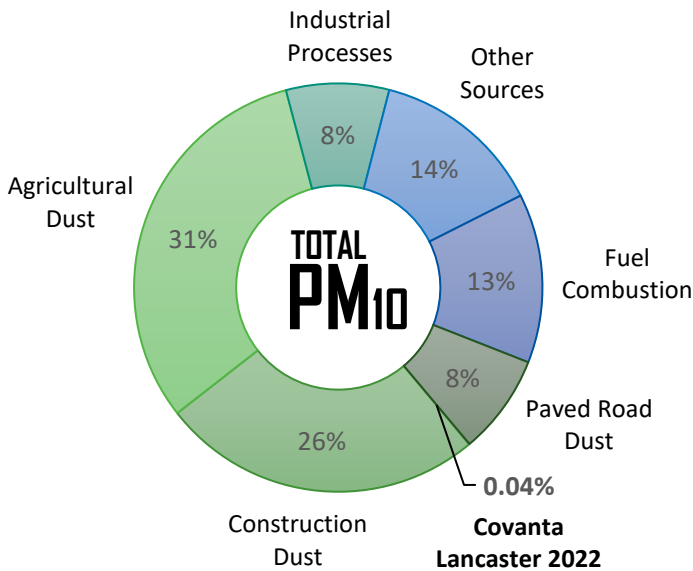
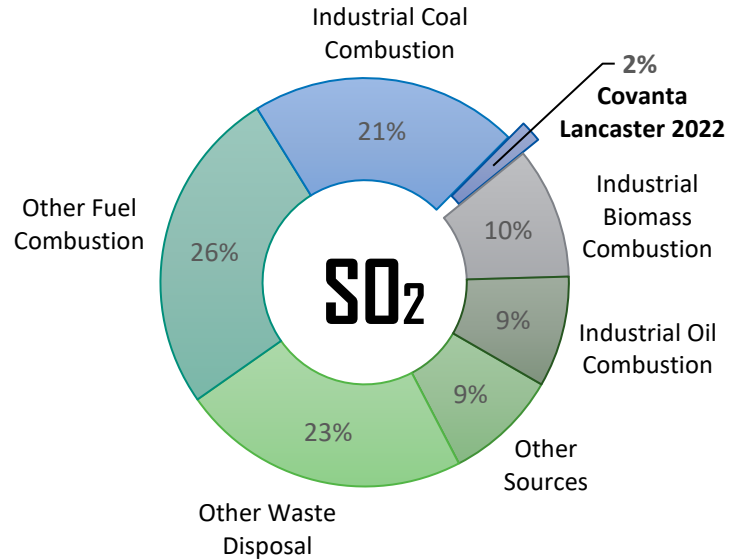
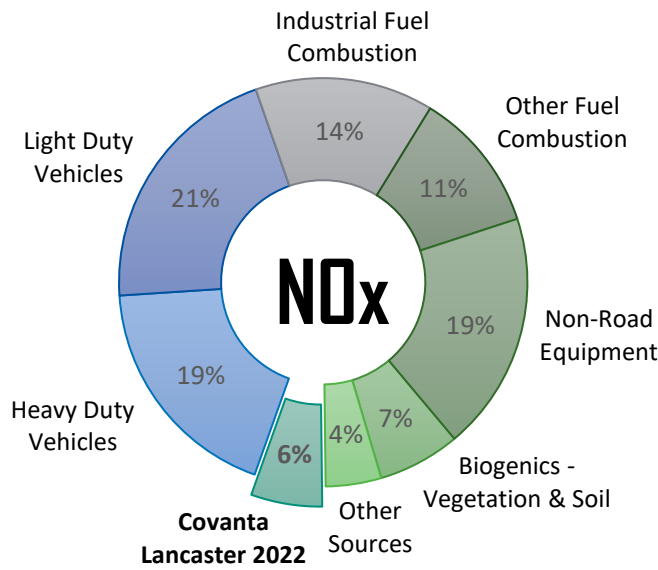
100.000% compliant with CEMS emissions standards

% BELOW FEDERAL STANDARD



How Do Our Emissions Compare to Other Sources in the County?

Local air emissions*** in Lancaster County, PA



* GHGs, or greenhouse gases, are represented in CO2 equivalents using global warming potentials (GWPs) to compare the warming power of different gases. This analysis uses the 100-yr GWP for methane of 28 from the IPCC's 5th assessment report. WTE facilities in the U.S. reduce lifecycle emissions by an average of 1 ton of CO2e per ton of MSW diverted from landfills. The data presented here reflects facility-specific operating data and the local electrical grid, which can differ from the national average. More information on the calculation can be found at <https://www.covanta.com/waste-to-energy-vs-landfill>

** 2020-2022 Average Annual Emissions compared to federal guidelines for existing facilities (40 CFR 60 Subpart Cb). Facility may be subject to more stringent requirements by permit or in accordance with other federal guidelines.

*** Based on the 2020 US EPA National Emissions Inventory; the most recently released complete inventory. Where available, the facility's 2020 emissions were replaced with the most recently reported 2022 emissions.