

Covanta Haverhill

2022 Facility Performance

Landfill Diversion

MSW Processed
610,000 tons

Enough to fill: **73,500** garbage trucks spanning **278 miles**

Covanta Haverhill



Utica, NY

Electric Generation

Net Export
350,000 MWh

Enough electricity to: Power **33 thousand** homes for **1 Year**



Charge **81 thousand** electric vehicles for **1 Year**

Metal Recovery

Ferrous
14,100 tons



12 thousand cars from recovered steel



Energy savings equivalent to **5.6 million** gallons of gasoline



205 million aluminum cans



A paper clip chain that wraps around the Earth **22** times

Non-Ferrous
3,000 tons

The metal recovered is equivalent to:

Net GHG Avoidance



0.8 tons of net CO₂e avoided* for every ton of waste diverted from landfill



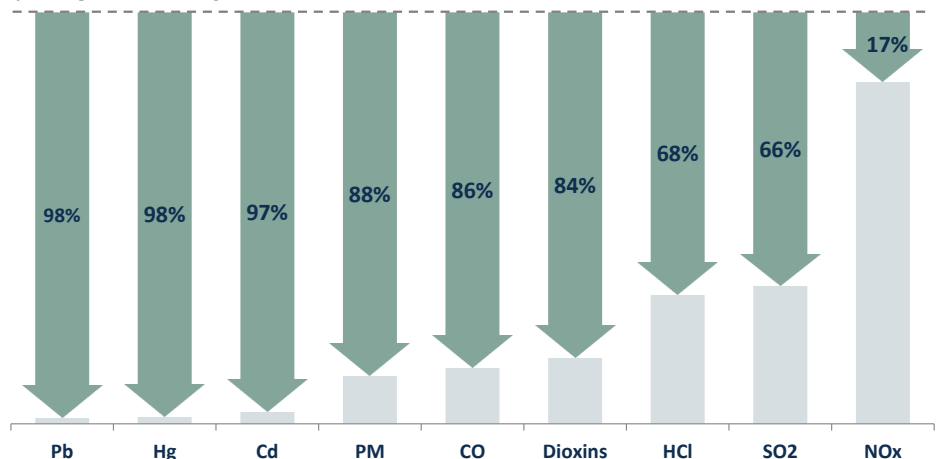
424,000 metric tons of GHGs equivalent to:
Removing **104 thousand** vehicles for 1 year
Displacing **524 million** pounds of coal

Environmental Compliance

✓ **Annual Average Emissions**
Up to **98%** below federal emissions standards**

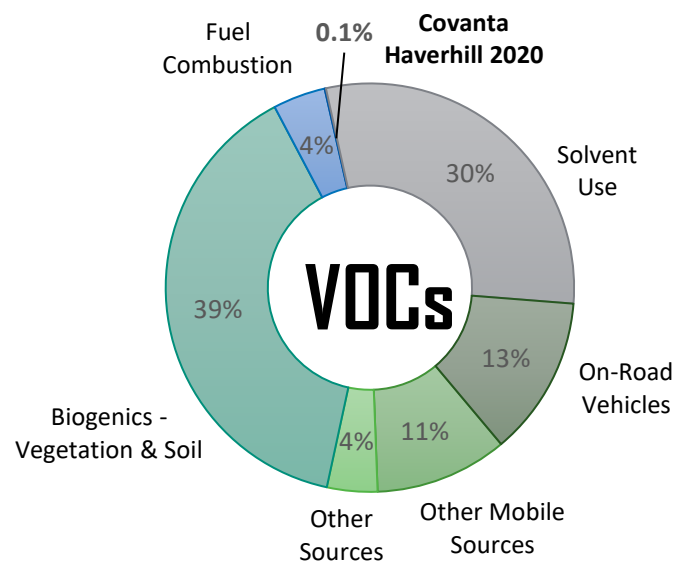
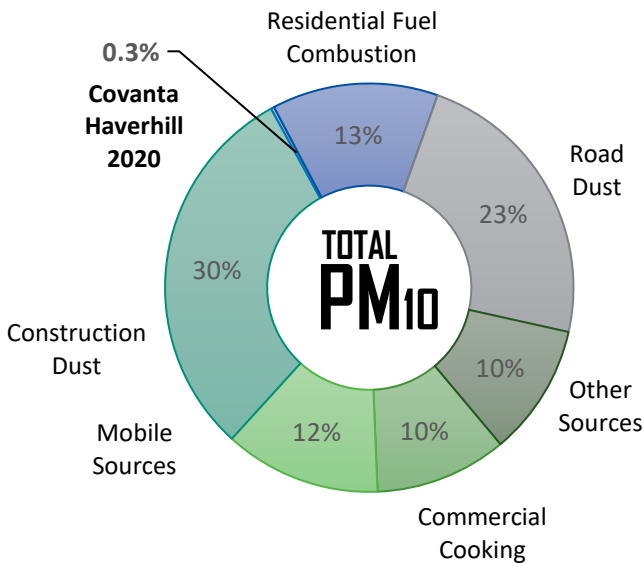
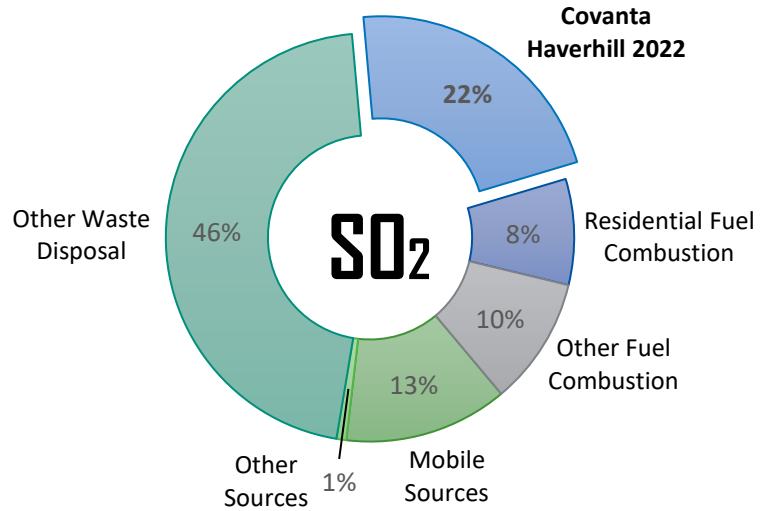
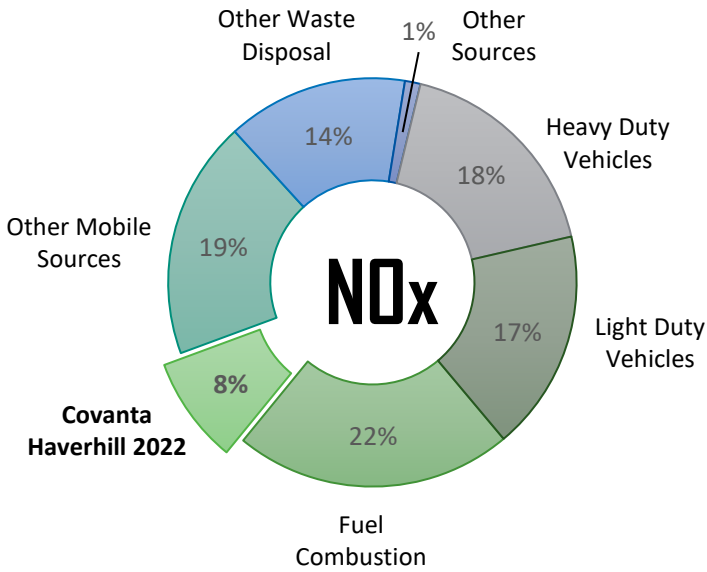
✓ **Continuous Emissions Monitoring**
99.999% compliant with CEMS emissions standards

% BELOW FEDERAL STANDARD



How Do Our Emissions Compare to Other Sources in the County?

Local air emissions*** in Essex County, MA



* GHGs, or greenhouse gases, are represented in CO₂ equivalents using global warming potentials (GWPs) to compare the warming power of different gases. This analysis uses the 100-yr GWP for methane of 28 from the IPCC's 5th assessment report. WTE facilities in the U.S. reduce lifecycle emissions by an average of 1 ton of CO₂e per ton of MSW diverted from landfills. The data presented here reflects facility-specific operating data and the local electrical grid, which can differ from the national average. More information on the calculation can be found at <https://www.covanta.com/waste-to-energy-vs-landfill>

** 2020-2022 Average Annual Emissions compared to federal guidelines for existing facilities (40 CFR 60 Subpart Cb). Facility may be subject to more stringent requirements by permit or in accordance with other federal guidelines.

*** Based on the 2020 US EPA National Emissions Inventory; the most recently released complete inventory. Where available, the facility's 2020 emissions were replaced with the most recently reported 2022 emissions.