

# Covanta Babylon

2022 Facility Performance

## Landfill Diversion

**MSW Processed**  
**250,000 tons**

Enough to fill:

**30,000** garbage trucks spanning **114 miles**

JFK Airport



Montauk Pt. State Park

## Electric Generation

**Net Export**  
**114,000 MWh**

Enough electricity to:

Power **11 thousand** homes for **1 Year**

OR

Charge **26 thousand** electric vehicles for **1 Year**

## Metal Recovery

**Ferrous**  
**9,500 tons**

The metal recovered is equivalent to:



**8 thousand** cars from recovered steel



Energy savings equivalent to **1.5 million** gallons of gasoline



A paper clip chain that wraps around the Earth **15 times**

## Net GHG Avoidance



**0.8 tons** of net CO<sub>2</sub>e avoided\* for every ton of waste diverted from landfill



**189,000 metric tons of GHGs** equivalent to:  
Removing **46 thousand** vehicles for 1 year  
Displacing **233 million** pounds of coal

## Environmental Compliance

✓ **Annual Average Emissions**  
Up to **98%** below federal emissions standards\*\*

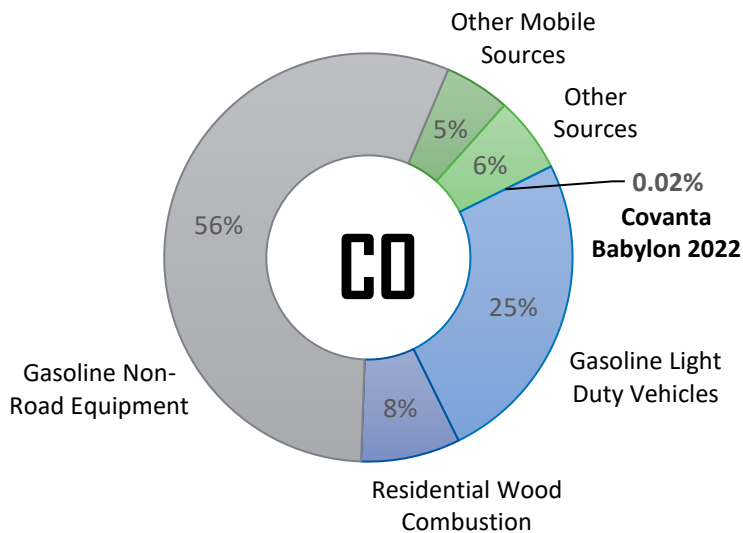
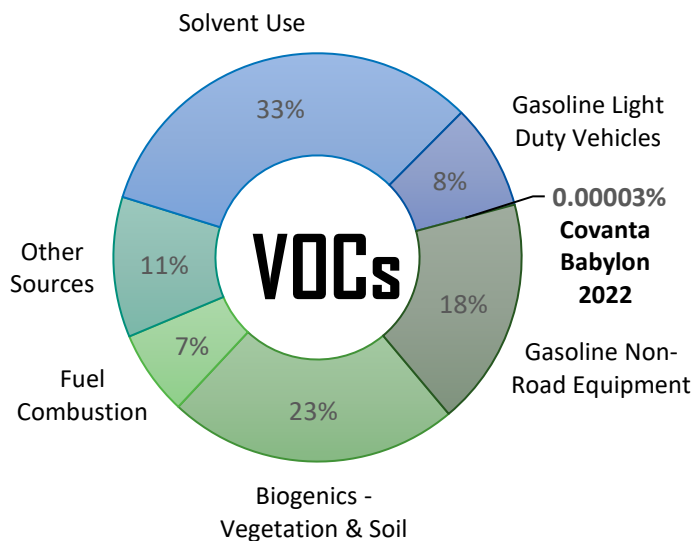
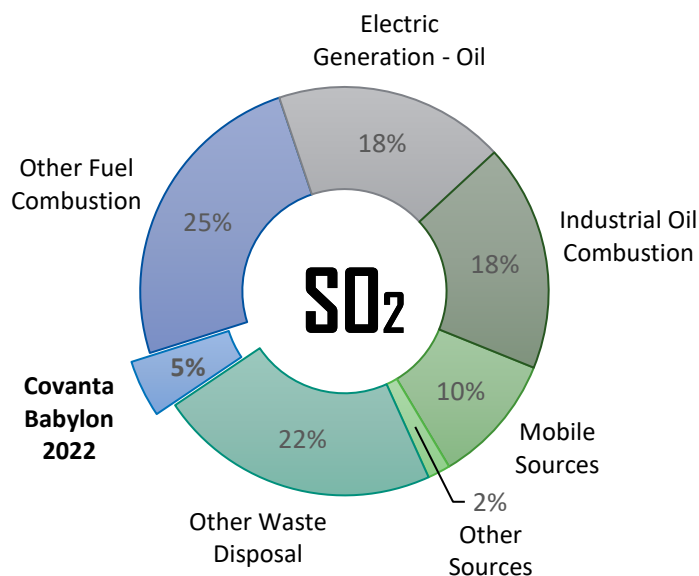
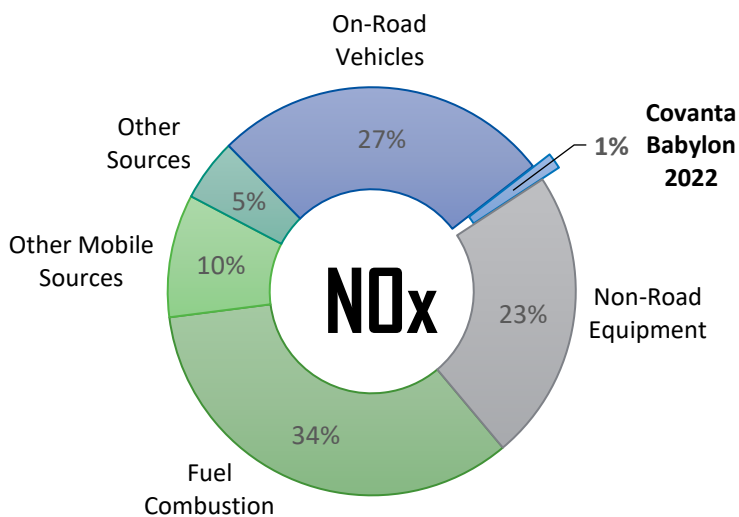
✓ **Continuous Emissions Monitoring**  
**100.000%** compliant with CEMS emissions standards

% BELOW FEDERAL STANDARD



# How Do Our Emissions Compare to Other Sources in the County?

Local air emissions\*\*\* in Suffolk County, NY



\* GHGs, or greenhouse gases, are represented in CO2 equivalents using global warming potentials (GWPs) to compare the warming power of different gases. This analysis uses the 100-yr GWP for methane of 28 from the IPCC's 5<sup>th</sup> assessment report. WTE facilities in the U.S. reduce lifecycle emissions by an average of 1 ton of CO2e per ton of MSW diverted from landfills. The data presented here reflects facility-specific operating data and the local electrical grid, which can differ from the national average. More information on the calculation can be found at <https://www.covanta.com/waste-to-energy-vs-landfill>

\*\* 2020-2022 Average Annual Emissions compared to federal guidelines for existing facilities (40 CFR 60 Subpart Cb). Facility may be subject to more stringent requirements by permit or in accordance with other federal guidelines.

\*\*\* Based on the 2020 US EPA National Emissions Inventory; the most recently released complete inventory. Where available, the facility's 2020 emissions were replaced with the most recently reported 2022 emissions.