

# Covanta Union

## 2021 Facility Performance

### Landfill Diversion

67,200 garbage trucks diverted from landfill

255 miles bumper to bumper

Covanta Union



Utica, NY

### Electric Generation

The electricity produced at the plant can:

Power **29 thousand** homes for **1 Year**



Charge **72 thousand** electric vehicles for **1 Year**

### Metal Recovery

**Ferrous**  
15,100 tons

**Non-Ferrous**  
1,400 tons

The metal recovered is equivalent to:



**13 thousand** cars from recovered steel



Energy savings equivalent to **4 million** gallons of gasoline



**94 million** aluminum cans



A paper clip chain that wraps around the Earth **23** times

### Net GHG Reduction



**1 Ton of waste** processed by the facility reduces lifecycle emissions\* by **0.9 tons of net CO<sub>2</sub>e\*\*** compared to landfilling



In 2021, the facility avoided emissions equivalent to **101 thousand** passenger vehicles driven for **1 Year**, or burning **522 million** pounds of coal

\* WTE facilities in the U.S. reduce lifecycle emissions by an average of 1 ton of CO<sub>2</sub>e per ton of MSW diverted from landfills. The data presented here reflects facility-specific operating data and the local electrical grid, which can differ from the national average.

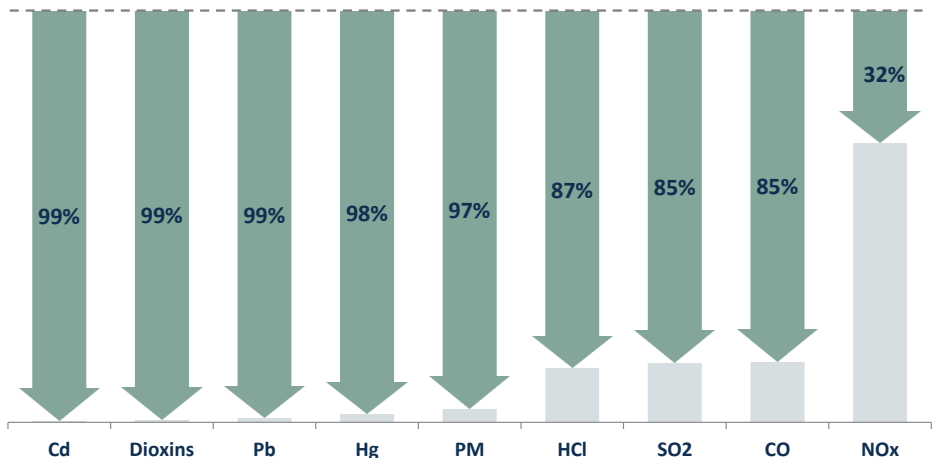
### Average Annual Facility Emissions

#### 2019-2021 WTE Emissions Compared to Federal Standards

The facility operates up to **99% below** federal emissions standards

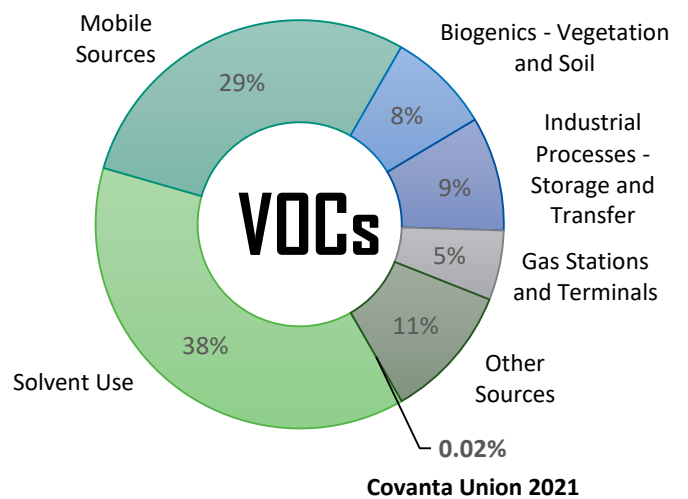
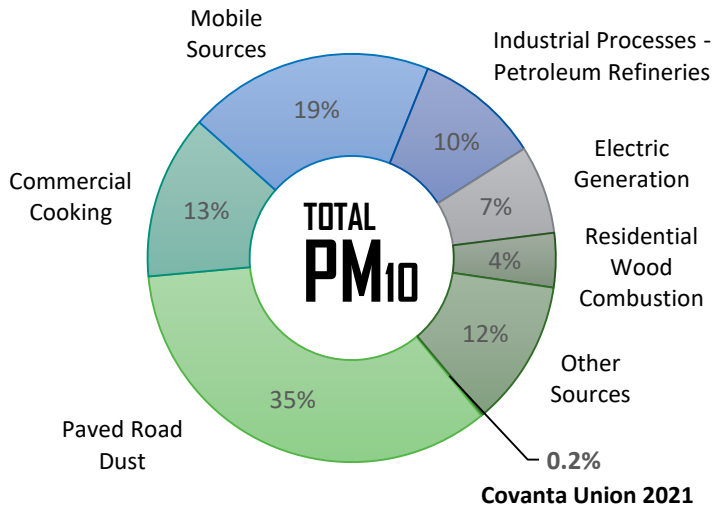
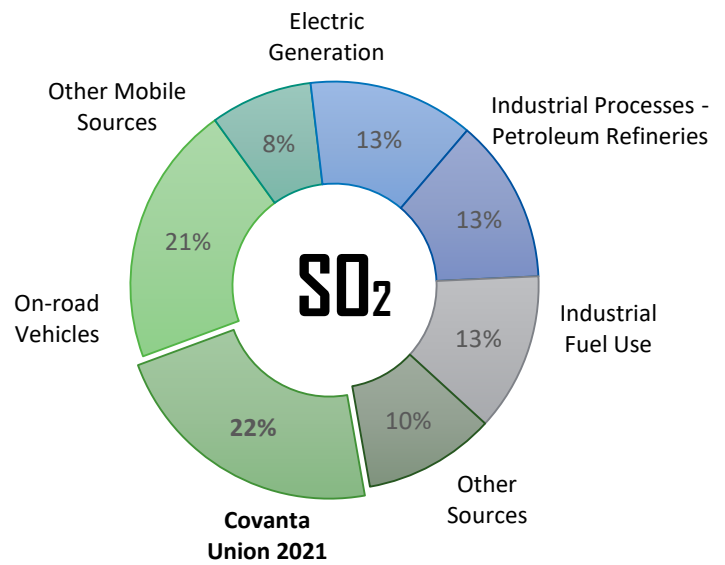
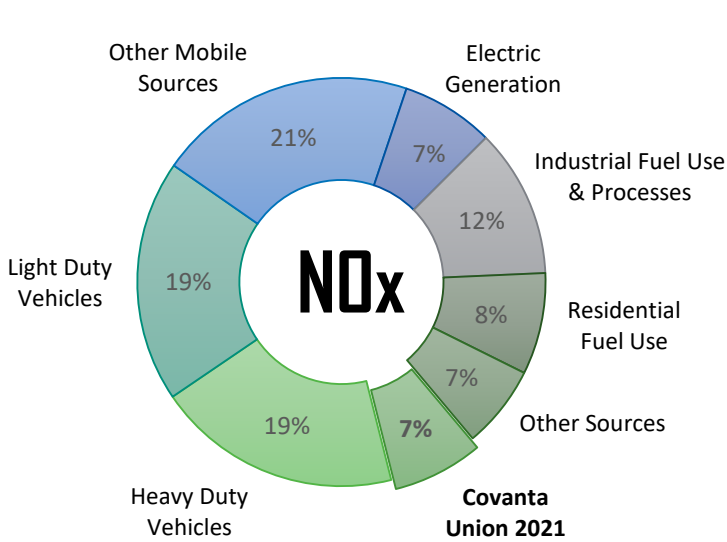
Emissions compared to federal guidelines for existing facilities (40 CFR 60 Subpart Cb). Facility may be subject to more stringent requirements by permit or in accordance with other federal guidelines.

% BELOW FEDERAL STANDARD



# How Do Our Emissions Compare to Other Sources in the County?

Local air emissions\*\*\* in Union County, NJ



## Continuous Emission Monitoring Compliance

✓ In 2021, the facility was **99.95%** compliant with CEMS emissions standards

\*\* To allow for a comparison of different greenhouse gases, emissions are converted into CO2 equivalents, or CO2e, using global warming potentials (GWPs). This analysis uses the 100-yr GWP for methane of 28 from the IPCC's 5th assessment report. More information on the calculation can be found at <https://www.covanta.com/waste-to-energy-vs-landfill>

\*\*\* Based on the 2017 US EPA National Emissions Inventory; the most recently released complete inventory. Where available, the facility's 2017 emissions were replaced with the most recently reported emissions.