

Covanta Long Beach

2021 Facility Performance

Landfill Diversion

45,400 garbage trucks diverted from landfill

172 miles bumper to bumper

Malibu



Tijuana, Mexico

Electric Generation

The electricity produced at the plant can:

Power **18 thousand** homes for **1 Year**



Charge **44 thousand** electric vehicles for **1 Year**

Metal Recovery

Ferrous

9,200 tons

Non-Ferrous

20 tons

The metal recovered is equivalent to:



8 thousand cars from recovered steel



Energy savings equivalent to **1.5 million** gallons of gasoline



A paper clip chain that wraps around the Earth **14** times

Net GHG Reduction



1 Ton of waste processed by the facility reduces lifecycle emissions* by **0.9 tons of net CO₂e**** compared to landfilling



In 2021, the facility avoided emissions equivalent to **64 thousand** passenger vehicles driven for **1 Year**, or burning **329 million** pounds of coal

* WTE facilities in the U.S. reduce lifecycle emissions by an average of 1 ton of CO₂e per ton of MSW diverted from landfills. The data presented here reflects facility-specific operating data and the local electrical grid, which can differ from the national average.

Average Annual Facility Emissions

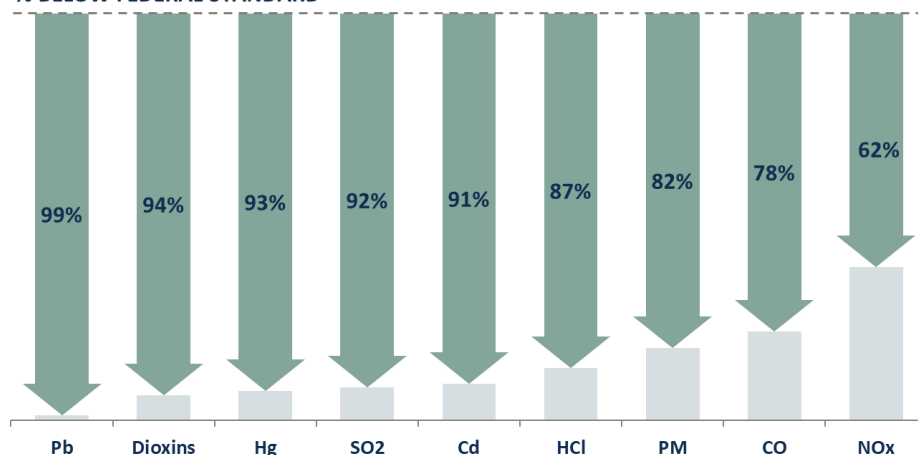
2019-2021 WTE Emissions Compared to Federal Standards

The facility operates up to **99% below** federal emissions standards

Emissions compared to federal guidelines for existing facilities (40 CFR 60 Subpart Cb).

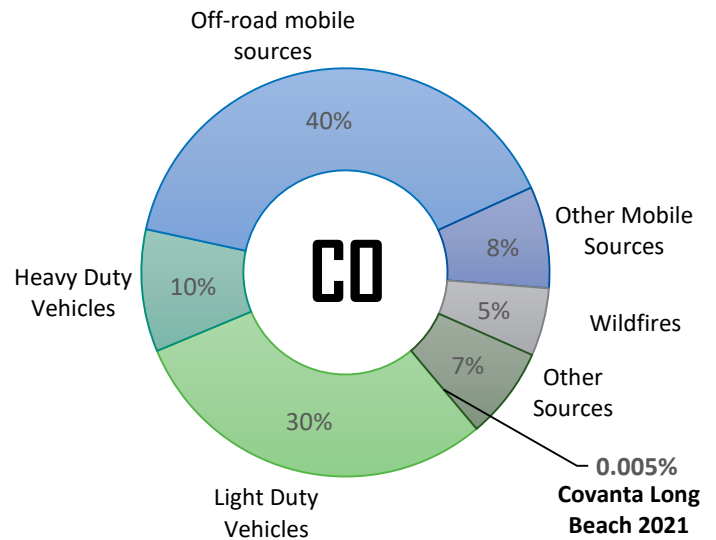
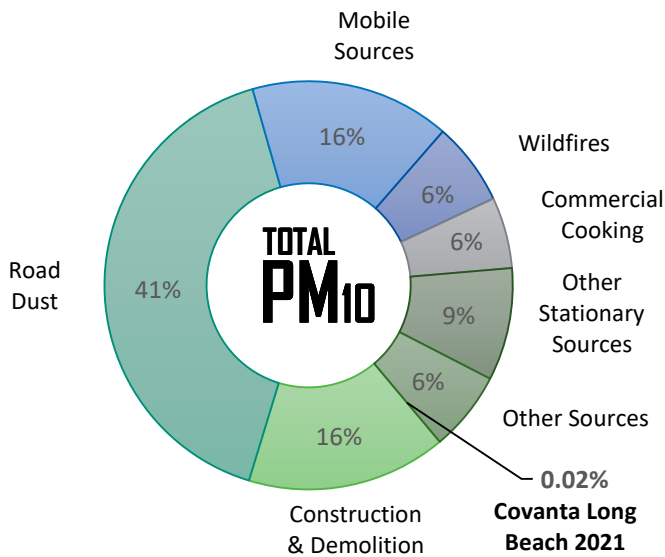
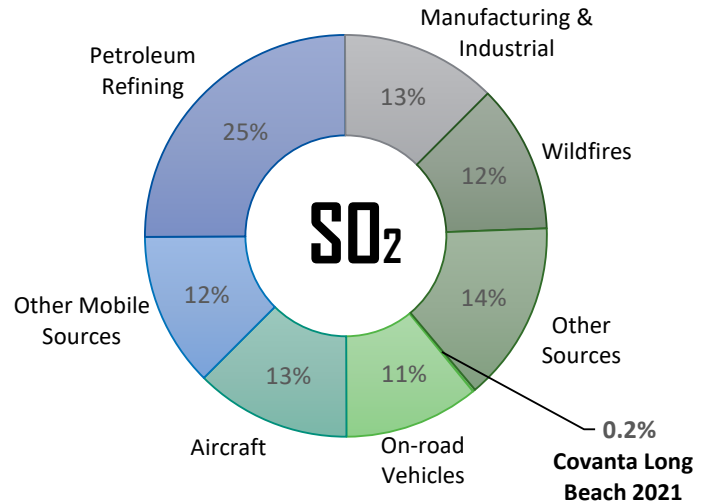
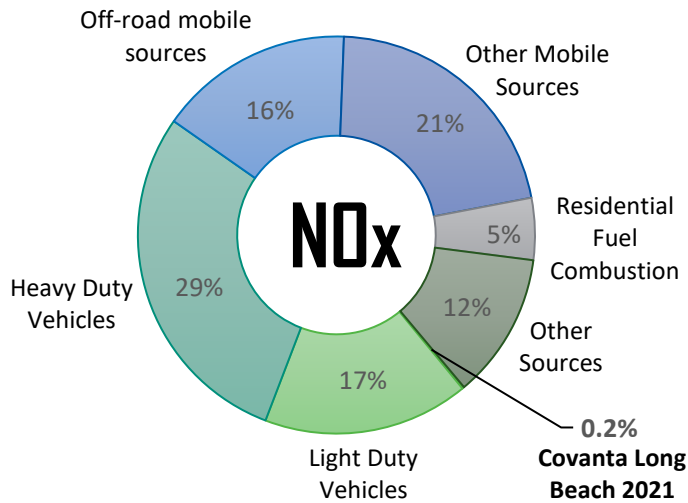
Facility may be subject to more stringent requirements by permit or in accordance with other federal guidelines.

% BELOW FEDERAL STANDARD



How Do Our Emissions Compare to Other Sources in the County?

Local air emissions*** in the South Coast Air Quality Management District



Continuous Emission Monitoring Compliance

✓ In 2021, the facility was **99.99%** compliant with CEMS emissions standards

** To allow for a comparison of different greenhouse gases, emissions are converted into CO₂ equivalents, or CO₂e, using global warming potentials (GWPs). This analysis uses the 100-yr GWP for methane of 28 from the IPCC's 5th assessment report. More information on the calculation can be found at <https://www.covanta.com/waste-to-energy-vs-landfill>

*** Based on the CARB Criteria Pollutant Emission Inventory Data for the 2017 base year.

Where available, the facility's 2017 emissions were replaced with the most recently reported emissions.